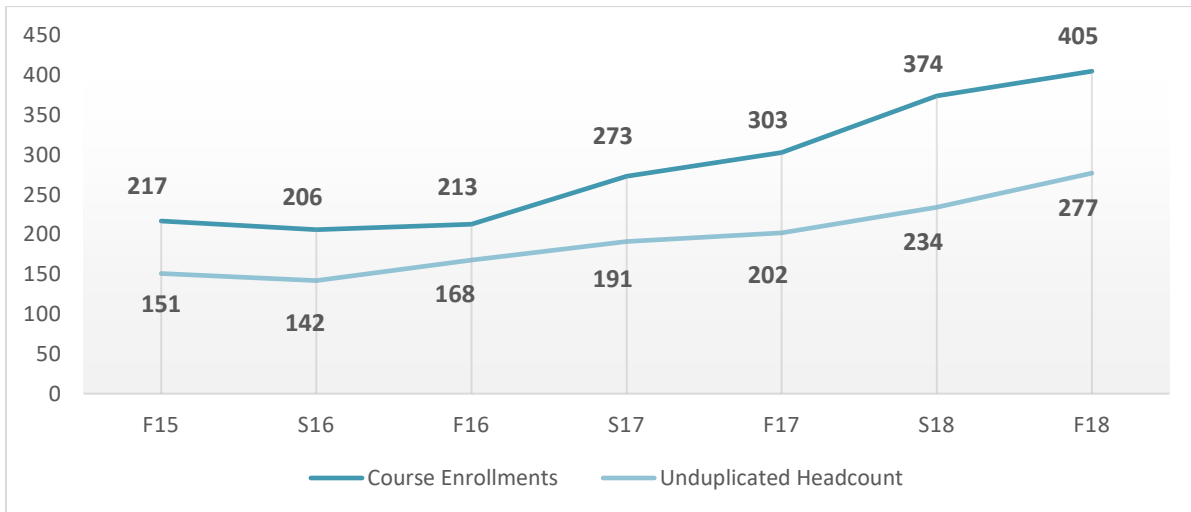


Research Brief: Advanced Education

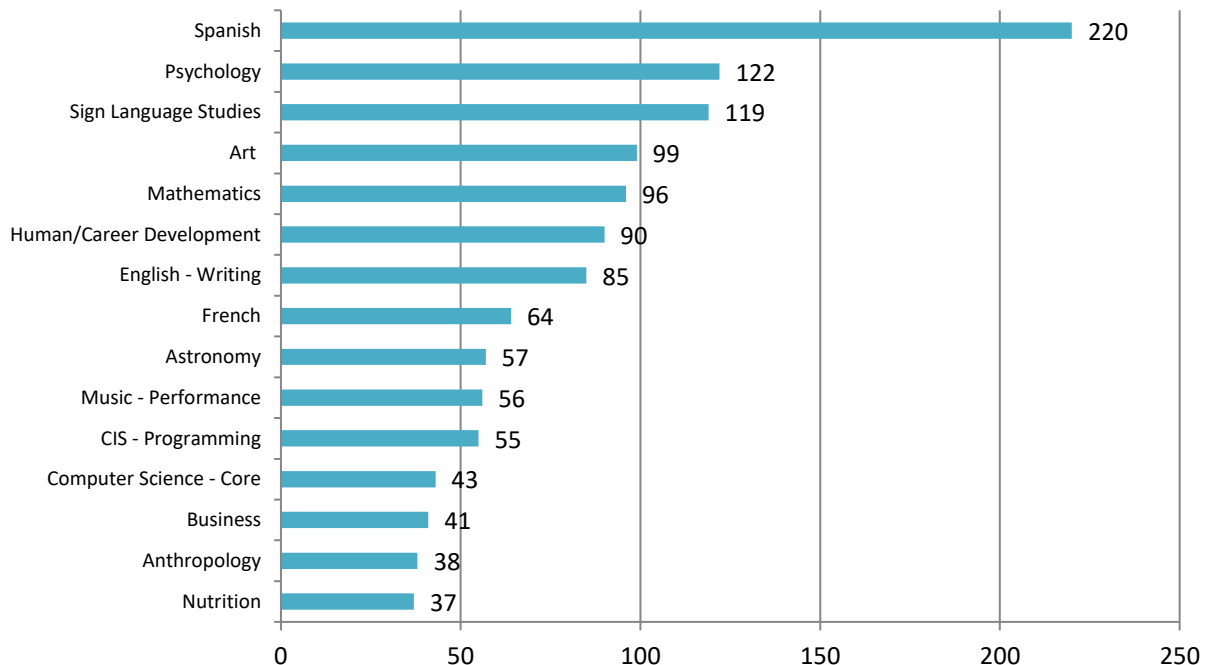
Headcount / Course Enrollment

Total number of Advanced Ed. students. Total number of courses in which those students are enrolled.



Most Popular Courses

Courses ranked by number of enrollments across a 3 year reporting period; see full listing on page 4.



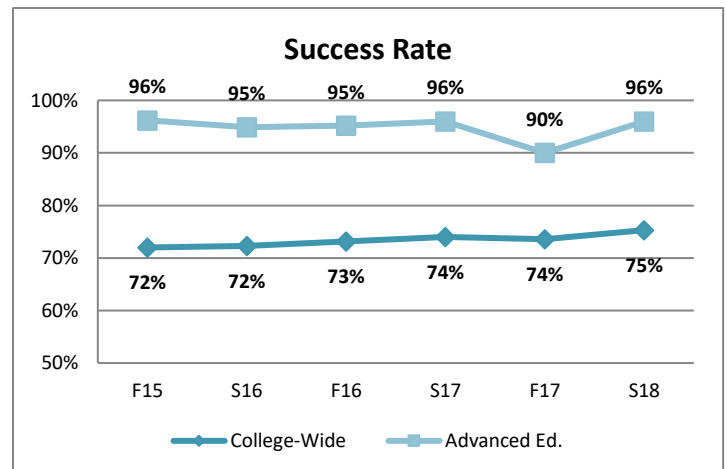
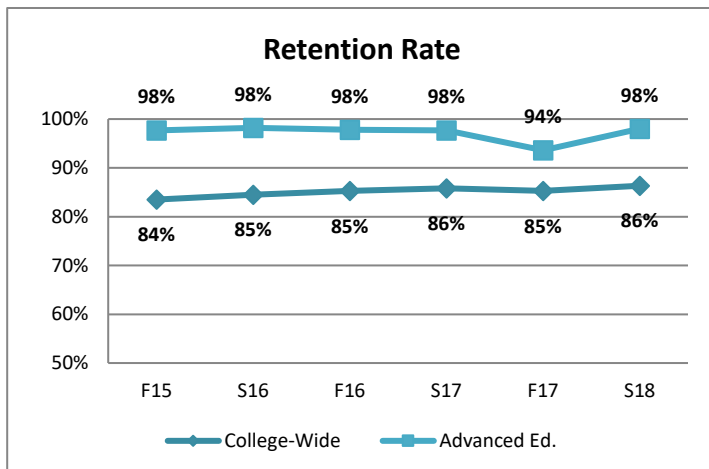
Demographics

Advanced Ed. students have some significantly different demographic features compared to the Folsom Lake College overall student body: Advanced Ed. students are somewhat more likely to be female (57% vs. 55%), much more likely to be White (66% vs. 56%), much more likely to be Middle Income or above (61% vs. 46%), and much less likely to be first generation college students (6% vs. 21%).

		Advanced Ed. Student Profile	College-Wide Student Profile
Gender	Female	57%	55%
	Male	38%	43%
	Unknown	4%	2%
Race/ Ethnicity	African American	2%	4%
	Asian/Filipino/Pacific Islander	14%	12%
	Hispanic / Latino	12%	20%
	Multi-Race	5%	7%
	Native American	0%	1%
	White	66%	56%
	Unknown / Other	1%	1%
Income	Below Poverty	7%	22%
	Low Income	8%	21%
	Middle Income & Above	61%	46%
	Unknown	24%	11%
First Generation	First Generation	6%	21%

Student Success

Advanced Education students are significantly more likely to remain enrolled in a course throughout the semester (retention rate) than the overall FLC student body (average of 94% vs. 85%). Advanced Ed. students are also much more likely than the average FLC student to successfully complete their course with a passing grade (avg. 90% vs. 74%).



Feeder High Schools

The majority of Advanced Ed students come from our local feeder schools: Oak Ridge, Vista del Lago, Shenandoah, Folsom, Union Mine, and Ponderosa. A significant number of Advanced Ed students also come from home school settings and other California high schools.

High School	S16	F16	S17	F17	S18	F18	Total
Bella Vista High		2	1	2	1		6
Casa Roble Fundamental High	1	1	1	1	1		5
Charter Community & Ext.	4	7	3	3	5	8	30
Cordova High	2	7	15	7	5	9	45
Consumes Oaks High					1		1
El Dorado High	2	5	2	2	3	9	23
Folsom High	7	12	13	15	14	9	70
Golden Sierra High	3	4	2	1		3	13
Granite Bay High School	1		1		1		3
Home School	23	25	37	44	37	45	211
Horizon Charter	3	6	4	4	3	1	21
Independence Continuation HS	1		1	1	1	1	5
Independent Home School	1						1
Mira Loma High				1	1		2
Oak Ridge High	21	19	20	24	28	55	167
Options for Youth/ S.J. Charter		1	1				2
Other California High School	26	32	33	32	40	49	212
Other Sacramento area HS		2				1	3
Placer High					1		1
Pleasant Grove High School				1	1	1	3
Ponderosa High	9	12	17	13	11	11	73
Rosemont High School	7	3	5	5	5	3	28
Shenandoah High		1	4	4	19	12	40
Union Mine High School	1	3	12	6	11	5	38
Visions In Education	6	7	3	7	6	4	33
Vista del Lago High	15	4	3	11	20	14	67
Walnutwood High	6	4	3	4	1	5	23

Listing of Course Enrollments by Subject

Subject	S16	F16	S17	F17	S18	F18	Total
Administration of Justice	12	1	5	5	4	6	33
Anthropology	1	7	3	15	8	4	38
Art	16	9	28	22	4	20	99
Art History	3	1	11	4	5	4	28
Astronomy	7	11	4	10	9	16	57
Biology	1	5	3	9	3	9	30
Business	1	7	2	11	5	15	41
Business Technology	2	1		2	2	6	13
Chemistry			4	6	2		12
CIS - Programming	5	6	11	10	7	16	55
Communication	1	6	5	4	1	1	18
Computer Science - Core	11	9	4	8	7	4	43
Dance		3	4				7
Early Childhood Education	2	3	4	5	2	10	26
Emergency Medical Tech.	2	1	6		8		17
English - Writing	11	15	8	12	10	29	85
Fitness	2	1	3	1	6	2	15
French	8	4	6	14	16	16	64
Geography			2	3	3	2	10
Health Education	4	5	6	4	4	2	25
Human/Career Development	5	7	10	12	36	20	90
Humanities		6	7	6	4	5	28
Kinesiology	1	5	4	1	7	8	26
Mathematics	21	10	9	12	20	24	96
Music - Fundamentals	1	2	8	4	6	3	24
Music - Instrument/Voice	8		2	2	2	6	20
Music - Performance	4	9		2	27	14	56
Nutrition	1	3	8	5	9	11	37
Philosophy	9	1	6	3	8	2	29
Political Science	2	1	4	3	2		12
Psychology	11	15	29	23	21	23	122
Sign Language Studies	6	24	22	26	18	23	119
Sociology	4	6		2	4	6	22
Spanish	32	8	12	28	78	62	220
Sport	5		7		2		14
Statistics	1	8	2	3	3	2	17

Only disciplines with 5 or more enrollments over the enrollment period are listed. Data for S16 – S18 pulled from LRCCD End of Semester (EOS) warehouse. Data from F18 pulled mid-term and is subject to change.