

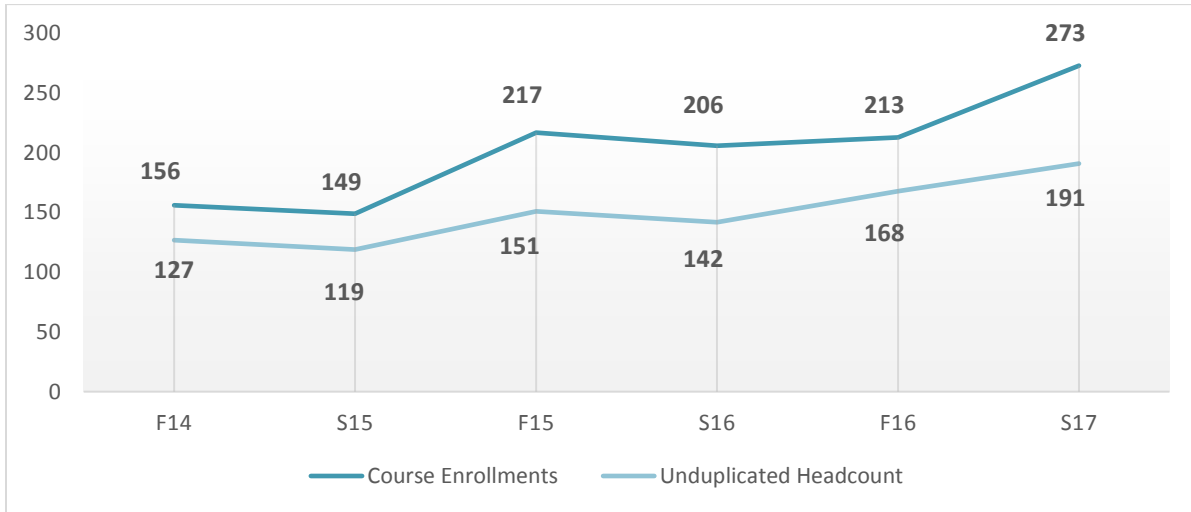


Folsom Lake College  
Office of Institutional Research

### Research Brief: Advanced Education

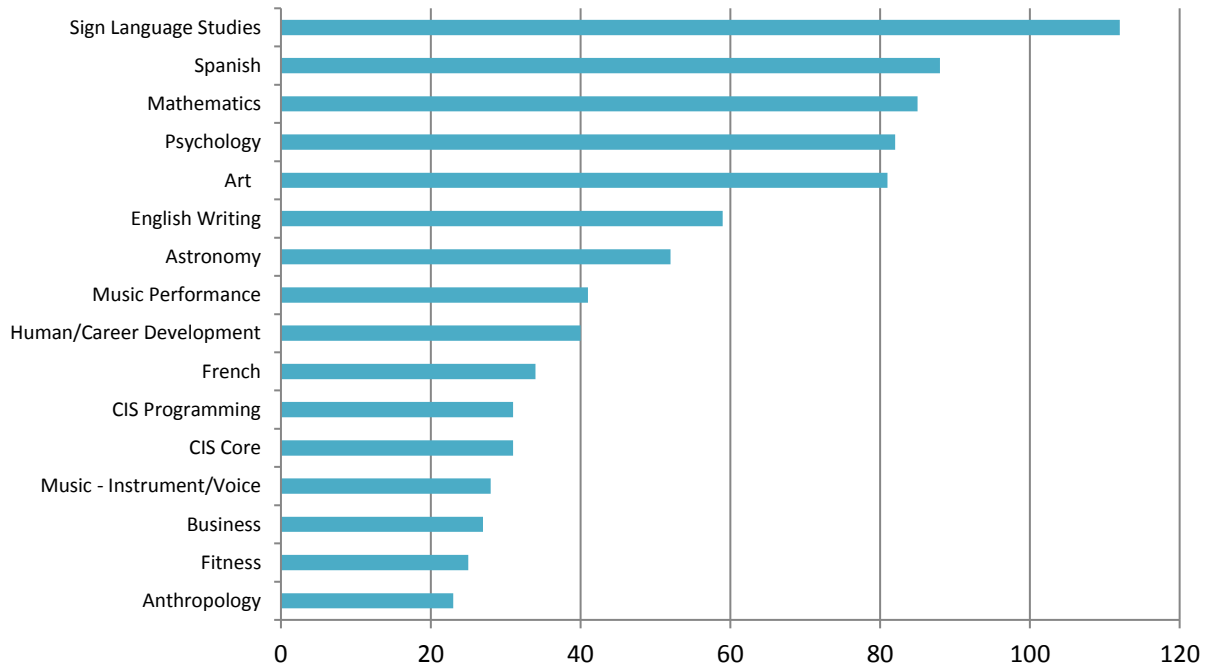
#### Headcount / Course Enrollment

Total number of Advanced Ed. students. Total number of courses in which those students are enrolled.



#### Most Popular Courses

Courses ranked by number of enrollments across a 3 year reporting period; see full listing on page 4.



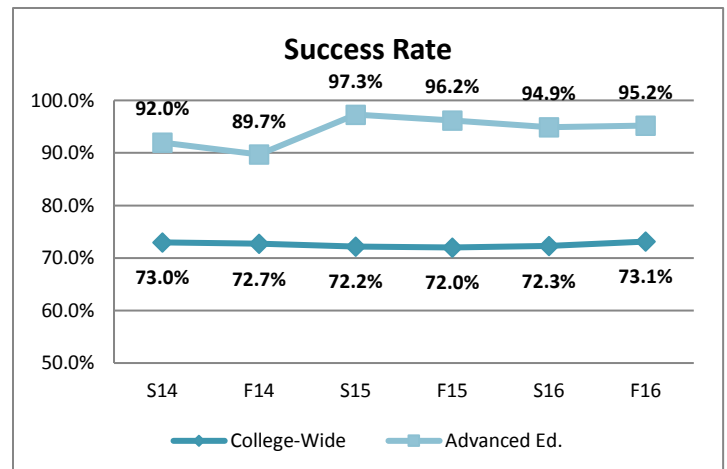
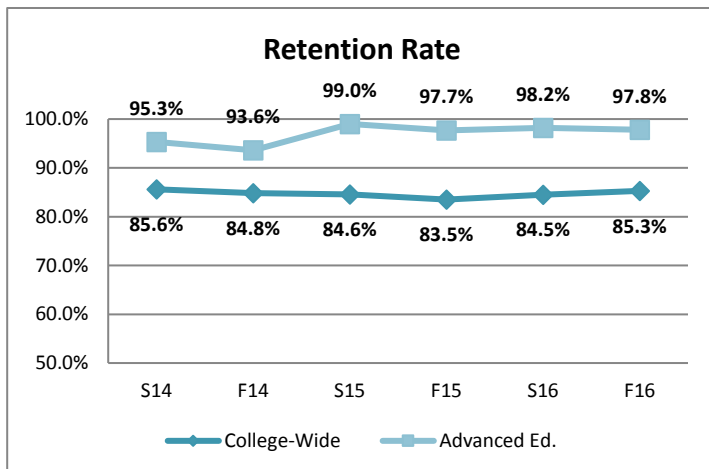
## Demographics

Advanced Ed. students have some significantly different demographic features compared to the Folsom Lake College overall student body: Advanced Ed. students are somewhat more likely to be female (57% vs. 54%), somewhat more likely to be White (64% vs. 57%), much more likely to be Middle Income or above (58% vs. 44%), and much less likely to be first generation college students (6% vs. 23%).

		Advanced Ed. Student Profile	College-Wide Student Profile
<b>Gender</b>	Female	57%	54%
	Male	40%	43%
	Unknown	3%	3%
<b>Race/ Ethnicity</b>	African American	2%	4%
	Asian/Filipino/Pacific Islander	8%	11%
	Hispanic / Latino	17%	19%
	Multi-Race	7%	6%
	Native American	1%	1%
	White	64%	57%
	Unknown / Other	1%	2%
<b>Income</b>	Below Poverty	7%	24%
	Low Income	14%	20%
	Middle Income & Above	58%	44%
	Unknown	21%	12%
<b>First Generation</b>	First Generation	6%	23%

## Student Success

Advanced Education students are significantly more likely to remain enrolled in a course throughout the semester (retention rate) than the overall FLC student body (average of 96% vs. 85%). Advanced Ed. students are also much more likely than the average FLC student to successfully complete their course with a passing grade (avg. 94% vs. 73%).



## Feeder High Schools

The majority of Advanced Ed students come from our local feeder schools: Folsom High, Oak Ridge High, Ponderosa High, and Vista del Lago High. A significant number of Advanced Ed students also come from home school settings and other California high schools.

High School	F14	S15	F15	S16	F16	S17	Total
Bella Vista High			1		2	1	4
Casa Roble Fundamental High				1	1	1	3
Charter Community & Ext.	5	4	5	4	7	3	28
Cordova High	3	5	7	2	7	15	39
Consumes Oaks High	1		1				2
El Dorado High	3	2	2	2	5	2	16
Folsom High	10	14	7	7	12	13	63
Golden Sierra High	1		1	3	4	2	11
Granite Bay High School	1	1	1	1		1	5
Home School	14	18	25	23	25	37	142
Horizon Charter	2	2	6	3	6	4	23
Horizon Instructional Systems						0	0
Independent Home School	3	3	1	1		0	8
Mira Loma High	1	1				0	2
Oak Ridge High	12	16	20	21	19	20	108
Options for Youth/ S.J. Charter					1	1	2
Other California High School	30	22	26	26	32	33	169
Other Sacramento area HS	3	2	1		2		8
Placer High		2					2
Pleasant Grove High School		2	1				3
Ponderosa High	12	7	6	9	12	17	63
Rosemont High School	1	1	1	7	3	5	18
Shenandoah High	3	1	1		1	4	10
Union Mine High School	2		5	1	3	12	23
Visions In Education	2	2	7	6	7	3	27
Vista del Lago High	9	11	16	15	4	3	58
Walnutwood High		1	4	6	4	3	18

## Listing of Course Enrollments by Subject

Subject	F14	S15	F15	S16	F16	S17	Total
Allied Health			7				7
Anthropology	5	4	3	1	7	3	23
Art	10	4	14	16	9	28	81
Art History	1	3	2	3	1	11	21
Astronomy	7	7	16	7	11	4	52
Biology	4	1	4	1	5	3	18
Business	4	4	9	1	7	2	27
Business Technology	1	1	2	2	1		7
Chemistry	2	1	6			4	13
CIS - Programming	1	2	6	5	6	11	31
Communication	1	2	1	1	6	5	16
Computer Science - Core		7		11	9	4	31
Dance	2	1			3	4	10
Early Childhood Education	2	5	1	2	3	4	17
Emergency Medical Tech.		1	2	2	1	6	12
English - Writing	6	3	16	11	15	8	59
Fitness	10	6	3	2	1	3	25
French	6	2	8	8	4	6	34
Geography	3	4	4			2	13
Health Education	1	2	1	4	5	6	19
Human/Career Development	5	7	6	5	7	10	40
Kinesiology		3	1	1	5	4	14
Mathematics	12	14	19	21	10	9	85
Music - Fundamentals	3	1	1	1	2	8	16
Music - Instrument/Voice	3	3	12	8		2	28
Music - Performance	15	6	7	4	9		41
Nutrition	1		2	1	3	8	15
Philosophy	2	1	2	9	1	6	21
Political Science	1	3	2	2	1	4	13
Psychology	8	13	6	11	15	29	82
Sign Language Studies	23	16	21	6	24	22	112
Sociology			2	4	6		12
Spanish	8	6	22	32	8	12	88
Sport				5		7	12
Statistics	3	6		1	8	2	20