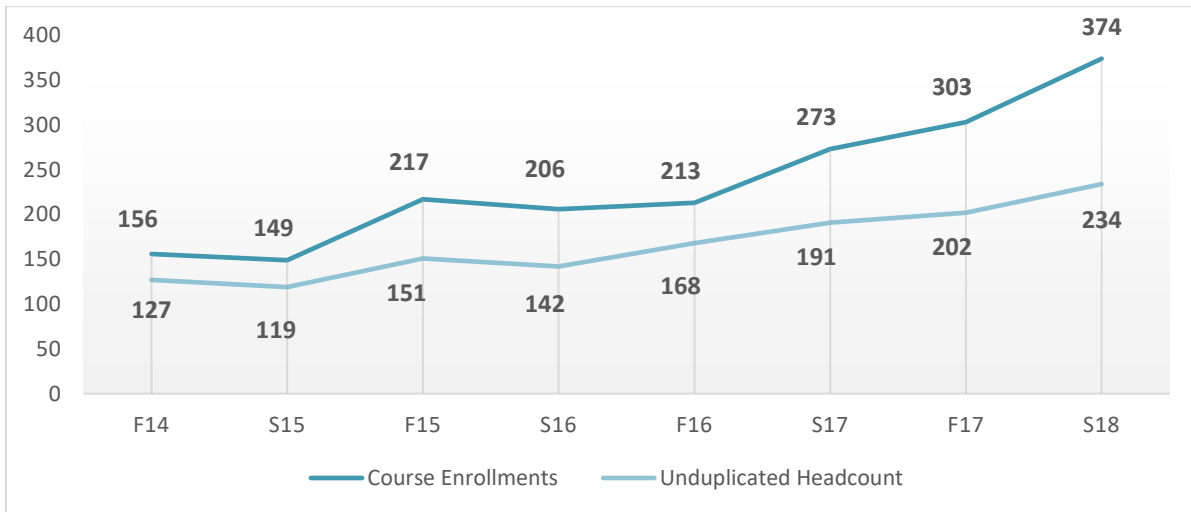


Research Brief: Advanced Education

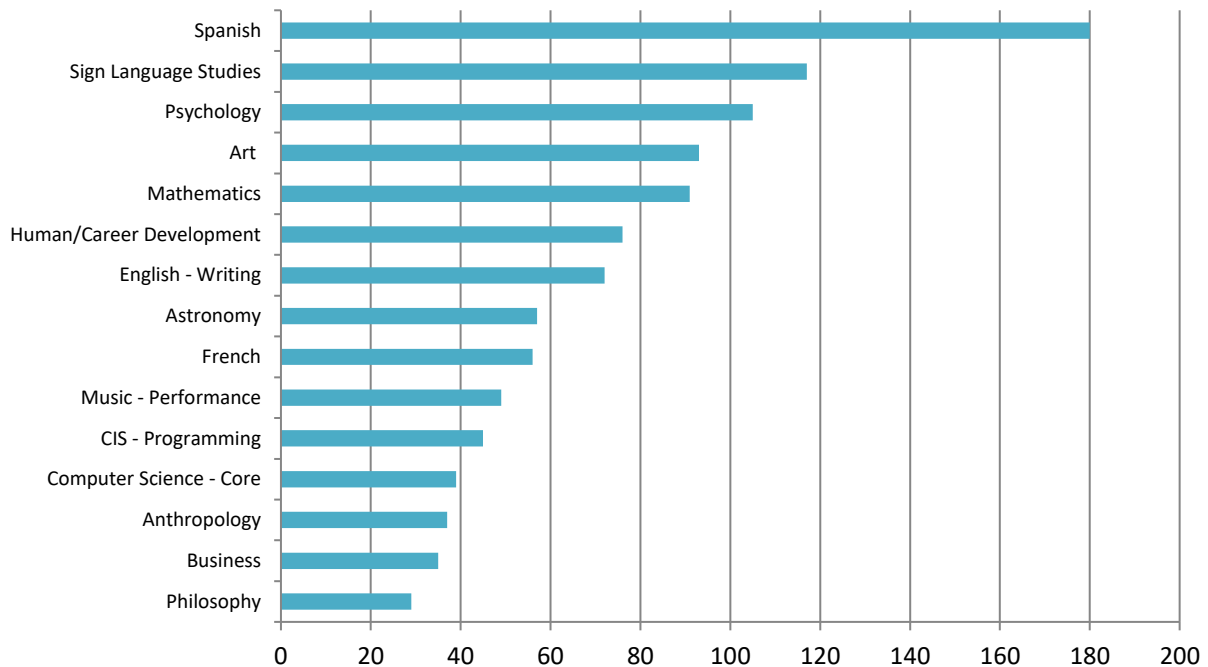
Headcount / Course Enrollment

Total number of Advanced Ed. students. Total number of courses in which those students are enrolled.



Most Popular Courses

Courses ranked by number of enrollments across a 3 year reporting period; see full listing on page 4.



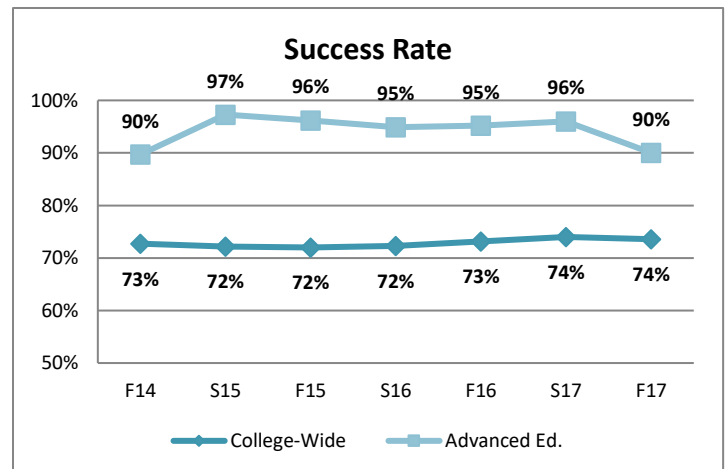
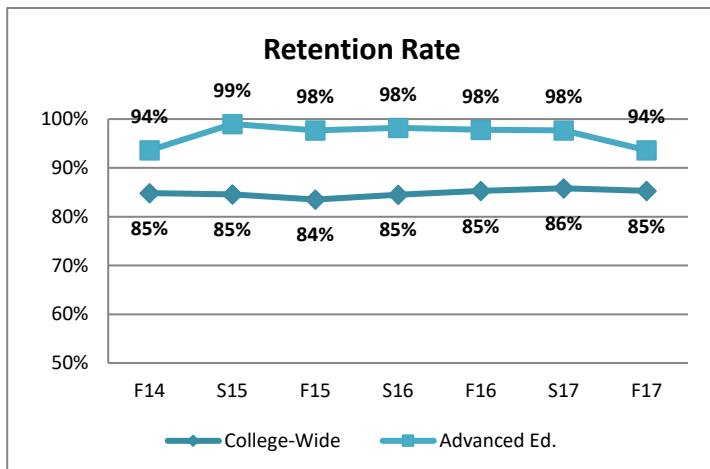
Demographics

Advanced Ed. students have some significantly different demographic features compared to the Folsom Lake College overall student body: Advanced Ed. students are somewhat more likely to be female (59% vs. 54%), much more likely to be White (69% vs. 57%), much more likely to be Middle Income or above (55% vs. 43%), and much less likely to be first generation college students (6% vs. 21%).

		Advanced Ed. Student Profile	College-Wide Student Profile
Gender	Female	59%	54%
	Male	39%	43%
	Unknown	2%	2%
Race/ Ethnicity	African American	2%	4%
	Asian/Filipino/Pacific Islander	12%	13%
	Hispanic / Latino	12%	18%
	Multi-Race	4%	6%
	Native American	0%	1%
	White	69%	57%
	Unknown / Other	1%	1%
Income	Below Poverty	6%	23%
	Low Income	12%	22%
	Middle Income & Above	55%	43%
	Unknown	27%	12%
First Generation	First Generation	6%	21%

Student Success

Advanced Education students are significantly more likely to remain enrolled in a course throughout the semester (retention rate) than the overall FLC student body (average of 94% vs. 85%). Advanced Ed. students are also much more likely than the average FLC student to successfully complete their course with a passing grade (avg. 90% vs. 74%).



Feeder High Schools

The majority of Advanced Ed students come from our local feeder schools: Oak Ridge, Vista del Lago, Shenandoah, Folsom, Union Mine, and Ponderosa. A significant number of Advanced Ed students also come from home school settings and other California high schools.

High School	F15	S16	F16	S17	F17	S18	Total
Bella Vista High	1		2	1	2	1	7
Casa Roble Fundamental High		1	1	1	1	1	5
Charter Community & Ext.	5	4	7	3	3	5	27
Cordova High	7	2	7	15	7	5	43
Consumes Oaks High	1					1	2
El Dorado High	2	2	5	2	2	3	16
Folsom High	7	7	12	13	15	14	68
Golden Sierra High	1	3	4	2	1		11
Granite Bay High School	1	1		1		1	4
Home School	25	23	25	37	44	37	191
Horizon Charter	6	3	6	4	4	3	26
Independence Continuation HS		1		1	1	1	4
Independent Home School	1	1					2
Mira Loma High					1	1	2
Oak Ridge High	20	21	19	20	24	28	132
Options for Youth/ S.J. Charter			1	1			2
Other California High School	26	26	32	33	32	40	189
Other Sacramento area HS	1		2				3
Placer High						1	1
Pleasant Grove High School	1				1	1	3
Ponderosa High	6	9	12	17	13	11	68
Rosemont High School	1	7	3	5	5	5	26
Shenandoah High	1		1	4	4	19	29
Union Mine High School	5	1	3	12	6	11	38
Visions In Education	7	6	7	3	7	6	36
Vista del Lago High	16	15	4	3	11	20	69
Walnutwood High	4	6	4	3	4	1	22

Listing of Course Enrollments by Subject

Subject	F15	S16	F16	S17	F17	S18	Total
Administration of Justice		12	1	5	5	4	27
Anthropology	3	1	7	3	15	8	37
Art	14	16	9	28	22	4	93
Art History	2	3	1	11	4	5	26
Astronomy	16	7	11	4	10	9	57
Biology	4	1	5	3	9	3	25
Business	9	1	7	2	11	5	35
Business Technology	2	2	1		2	2	9
Chemistry	6			4	6	2	18
CIS - Programming	6	5	6	11	10	7	45
Communication	1	1	6	5	4	1	18
Computer Science - Core		11	9	4	8	7	39
Dance			3	4			7
Early Childhood Education	1	2	3	4	5	2	17
Emergency Medical Tech.	2	2	1	6		8	19
English - Writing	16	11	15	8	12	10	72
Fitness	3	2	1	3	1	6	16
French	8	8	4	6	14	16	56
Geography	4			2	3	3	12
Health Education	1	4	5	6	4	4	24
Human/Career Development	6	5	7	10	12	36	76
Humanities	2		6	7	6	4	25
Kinesiology	1	1	5	4	1	7	19
Mathematics	19	21	10	9	12	20	91
Music - Fundamentals	1	1	2	8	4	6	22
Music - Instrument/Voice	12	8		2	2	2	26
Music - Performance	7	4	9		2	27	49
Nutrition	2	1	3	8	5	9	28
Philosophy	2	9	1	6	3	8	29
Political Science	2	2	1	4	3	2	14
Psychology	6	11	15	29	23	21	105
Sign Language Studies	21	6	24	22	26	18	117
Sociology	2	4	6		2	4	18
Spanish	22	32	8	12	28	78	180
Sport		5		7		2	14
Statistics		1	8	2	3	3	17

Only disciplines with 5 or more enrollments over the enrollment period are listed. Data for F15 – F17 pulled from LRCCD End of Semester (EOS) warehouse. Data from S18 pulled mid-term and is subject to change.