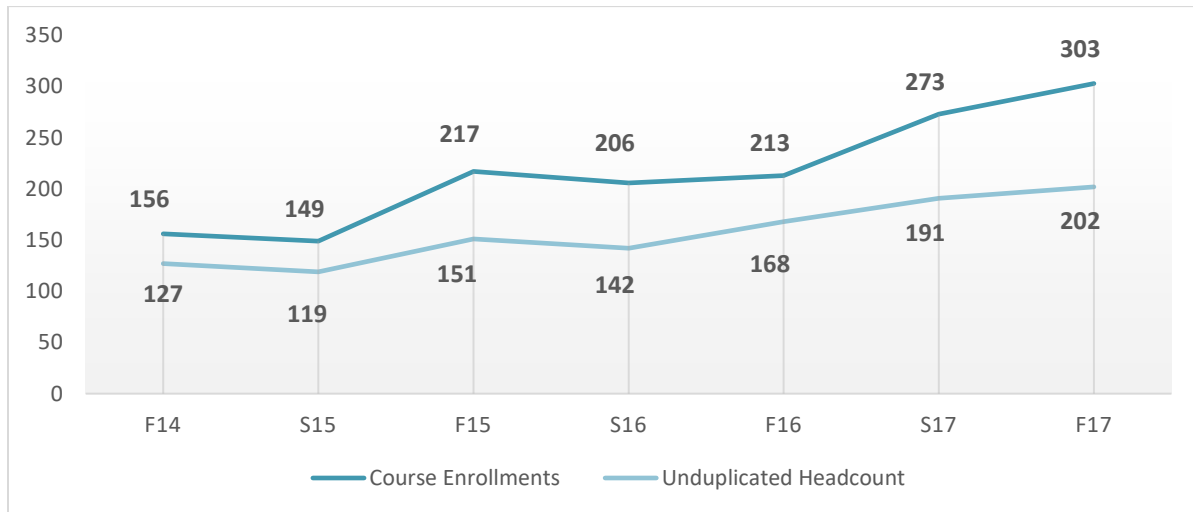


Research Brief: Advanced Education

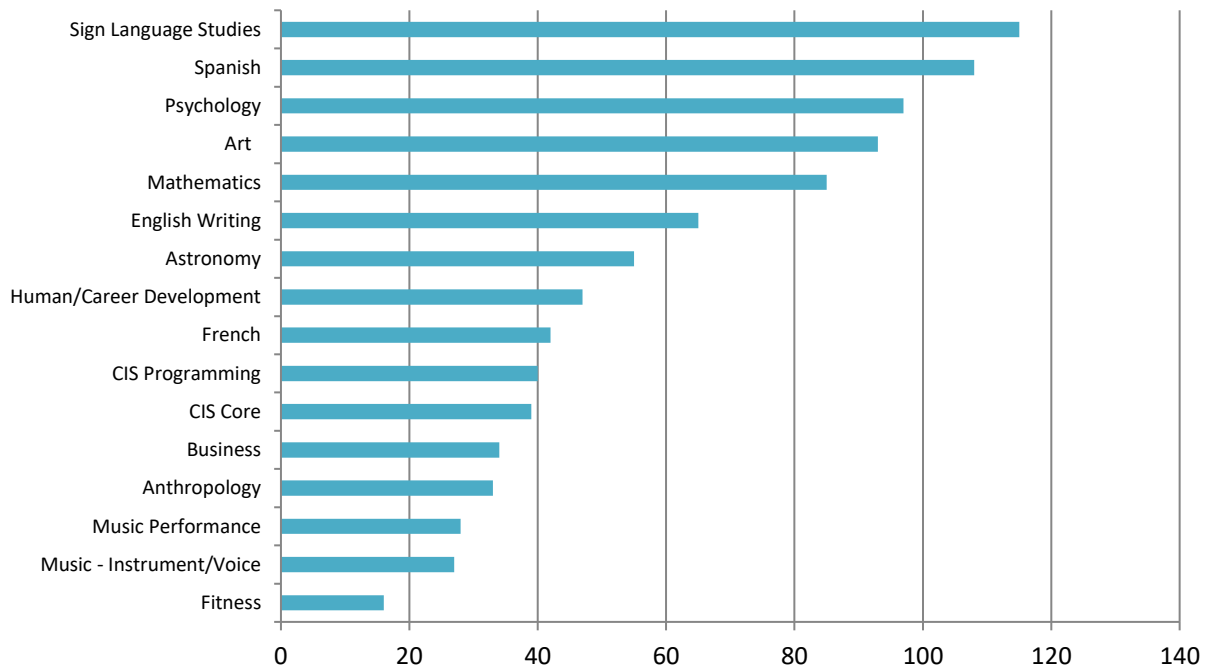
Headcount / Course Enrollment

Total number of Advanced Ed. students. Total number of courses in which those students are enrolled.



Most Popular Courses

Courses ranked by number of enrollments across a 3 year reporting period; see full listing on page 4.



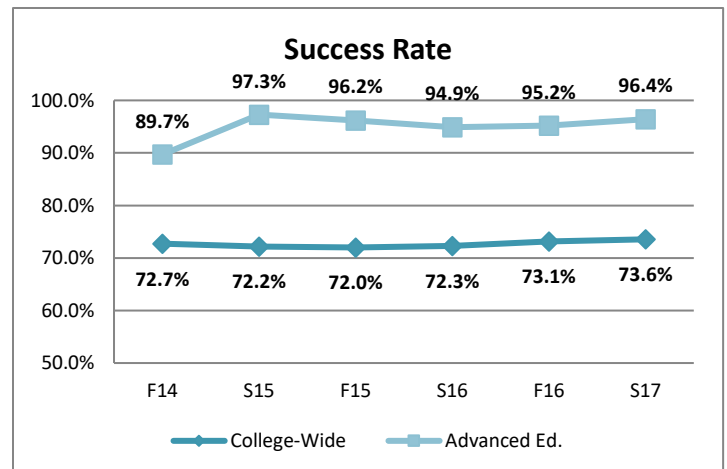
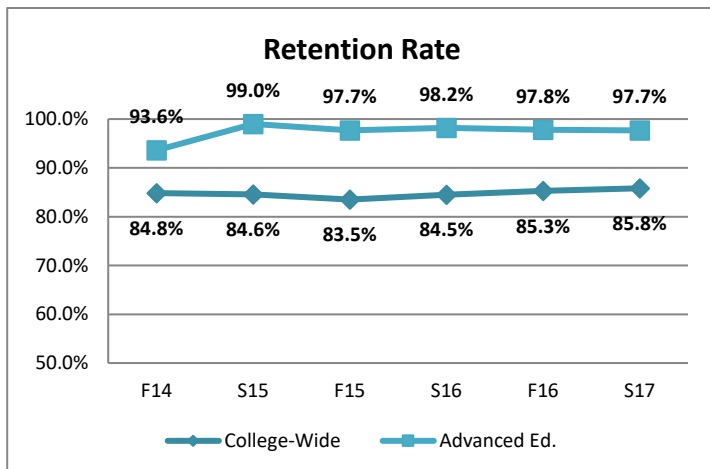
Demographics

Advanced Ed. students have some significantly different demographic features compared to the Folsom Lake College overall student body: Advanced Ed. students are somewhat more likely to be female (60% vs. 55%), much more likely to be White (73% vs. 57%), much more likely to be Middle Income or above (60% vs. 44%), and much less likely to be first generation college students (7% vs. 21%).

		Advanced Ed. Student Profile	College-Wide Student Profile
Gender	Female	60%	55%
	Male	37%	43%
	Unknown	2%	2%
Race/ Ethnicity	African American	0.5%	4%
	Asian/Filipino/Pacific Islander	11%	11%
	Hispanic / Latino	8.5%	19%
	Multi-Race	6.5%	7%
	Native American	0%	1%
	White	73%	57%
	Unknown / Other	0.5%	1%
Income	Below Poverty	9%	23%
	Low Income	11%	22%
	Middle Income & Above	60%	44%
	Unknown	20%	11%
First Generation	First Generation	7%	21%

Student Success

Advanced Education students are significantly more likely to remain enrolled in a course throughout the semester (retention rate) than the overall FLC student body (average of 97% vs. 85%). Advanced Ed. students are also much more likely than the average FLC student to successfully complete their course with a passing grade (avg. 95% vs. 73%).



Feeder High Schools

The majority of Advanced Ed students come from our local feeder schools: Cordova High, Folsom High, Oak Ridge High, Ponderosa High, and Vista del Lago High. A significant number of Advanced Ed students also come from home school settings and other California high schools.

High School	S15	F15	S16	F16	S17	F17	Total
Bella Vista High		1		2	1	2	6
Casa Roble Fundamental High			1	1	1	1	4
Charter Community & Ext.	4	5	4	7	3	3	26
Cordova High	5	7	2	7	15	7	43
Consumes Oaks High		1					1
El Dorado High	2	2	2	5	2	2	15
Folsom High	14	7	7	12	13	15	68
Golden Sierra High		1	3	4	2	1	11
Granite Bay High School	1	1	1		1		4
Home School	18	25	23	25	37	44	172
Horizon Charter	2	6	3	6	4	4	25
Independence Continuation HS			1		1	1	3
Independent Home School	3	1	1				5
Mira Loma High	1					1	2
Oak Ridge High	16	20	21	19	20	24	120
Options for Youth/ S.J. Charter				1	1		2
Other California High School	22	26	26	32	33	32	171
Other Sacramento area HS	2	1		2			5
Placer High	2						2
Pleasant Grove High School	2	1				1	4
Ponderosa High	7	6	9	12	17	13	64
Rosemont High School	1	1	7	3	5	5	22
Shenandoah High	1	1		1	4	4	11
Union Mine High School		5	1	3	12	6	27
Visions In Education	2	7	6	7	3	7	32
Vista del Lago High	11	16	15	4	3	11	60
Walnutwood High	1	4	6	4	3	4	22

Listing of Course Enrollments by Subject

Subject	S15	F15	S16	F16	S17	F17	Total
Administration of Justice	4		12	1	5	5	27
Anthropology	4	3	1	7	3	15	33
Art	4	14	16	9	28	22	93
Art History	3	2	3	1	11	4	24
Astronomy	7	16	7	11	4	10	55
Biology	1	4	1	5	3	9	23
Business	4	9	1	7	2	11	34
Business Technology	1	2	2	1		2	8
Chemistry	1	6			4	6	17
CIS - Programming	2	6	5	6	11	10	40
Communication	2	1	1	6	5	4	19
Computer Science - Core	7		11	9	4	8	39
Dance	1			3	4		8
Early Childhood Education	5	1	2	3	4	5	20
Emergency Medical Tech.	1	2	2	1	6		12
English - Writing	3	16	11	15	8	12	65
Fitness	6	3	2	1	3	1	16
French	2	8	8	4	6	14	42
Geography	4	4			2	3	13
Health Education	2	1	4	5	6	4	22
Human/Career Development	7	6	5	7	10	12	47
Humanities		2		6	7	6	21
Kinesiology	3	1	1	5	4	1	15
Mathematics	14	19	21	10	9	12	85
Music - Fundamentals	1	1	1	2	8	4	17
Music - Instrument/Voice	3	12	8		2	2	27
Music - Performance	6	7	4	9		2	28
Nutrition		2	1	3	8	5	19
Philosophy	1	2	9	1	6	3	22
Political Science	3	2	2	1	4	3	15
Psychology	13	6	11	15	29	23	97
Sign Language Studies	16	21	6	24	22	26	115
Sociology		2	4	6		2	14
Spanish	6	22	32	8	12	28	108
Sport			5		7		12
Statistics	6		1	8	2	3	20

Only disciplines with 5 or more enrollments over the enrollment period are listed. Data for S15 – S17 pulled from LRCCD End of Semester (EOS) warehouse. Data from F17 pulled mid-term and is subject to change.