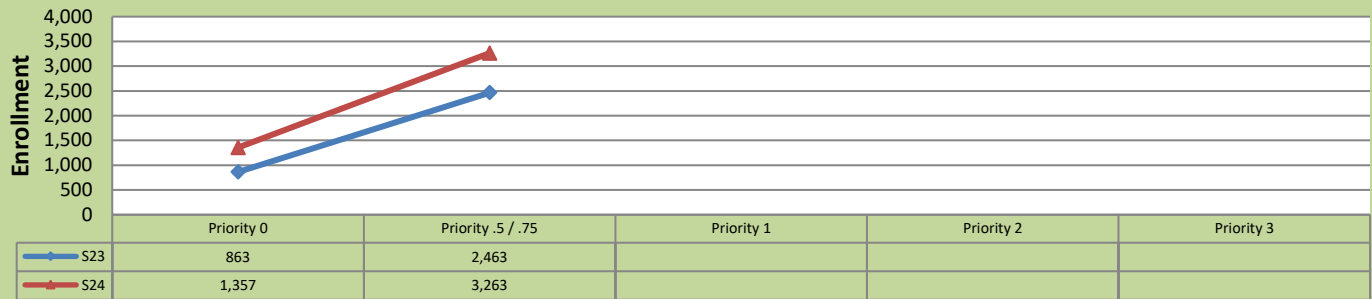


## Spring 2024 Weekly Enrollment Report

November 27, 2023: End of Priority .5 & .75 Registration Period

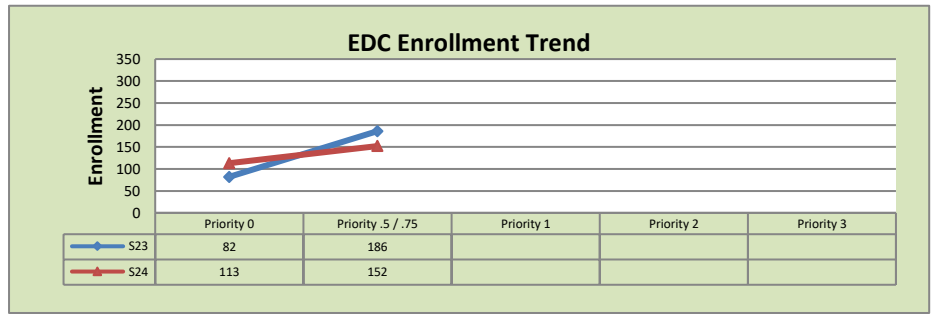
### Total Enrollment S23 and S24

% Change S23 - S24 = 32.5%

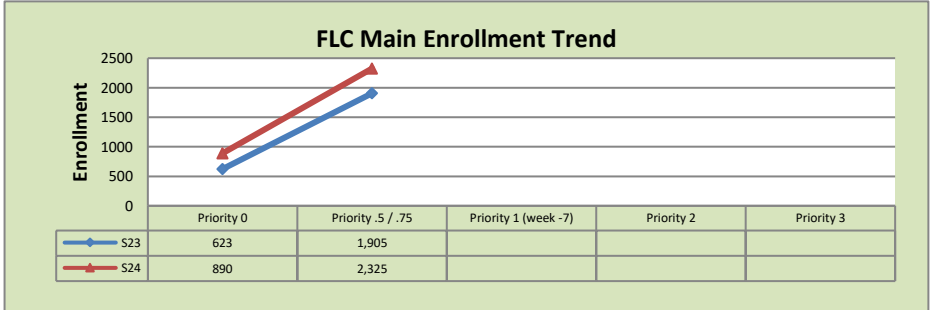


### Enrollment by Site

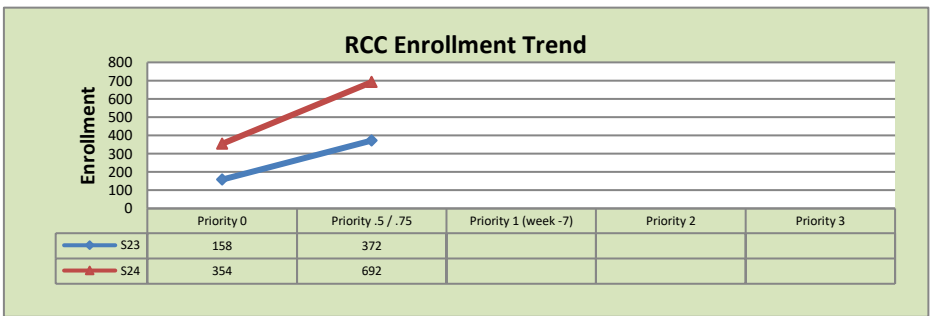
El Dorado Center			
	S23	S24	% Change
Undup Hdcnt	36	49	36%
Total Sections	127	152	20%
FTE	27.698	32.076	16%
Fill Rate	4%	8%	4%
Productivity	30.89	32.20	4%
FTEs	28	33	18%



FLC Main			
	S23	S24	% Change
Undup Hdcnt	563	596	6%
Total Sections	565	603	7%
FTE	116.435	124.057	7%
Fill Rate	10%	15%	5%
Productivity	67.08	76.5	14%
FTEs	253	307	21%



Rancho Cordova Center			
	S23	S24	% Change
Undup Hdcnt	279	478	71%
Total Sections	157	178	13%
FTE	27.858	32.665	17%
Fill Rate	8%	16%	8%
Productivity	44.47	83.37	87%
FTEs	40	88	120%



### FLC Enrollment Totals

	S23	S24	% Change
<b>Unduplicated Headcount</b>	<b>878</b>	<b>1,123</b>	28%
<b>Total Sections</b>	<b>853</b>	<b>952</b>	12%
<b>FTE</b>	<b>172.791</b>	<b>192.932</b>	12%
<b>Fill Rate</b>	<b>8%</b>	<b>14%</b>	6%
<b>Productivity (WSCH/FTE)</b>	<b>57.32</b>	<b>68.66</b>	20%
<b>FTEs ([WSCH*17]/525)</b>	<b>321</b>	<b>429</b>	34%

#### Notes:

- Fill Rate does not include Tutoring (1000), Work Experience (498/198), or Independent Study (495) sections.
- Prison Education Program enrollment data included in the FLC totals but not in site totals.

Enrollment started November 20. Semester starts January 13, 2024.