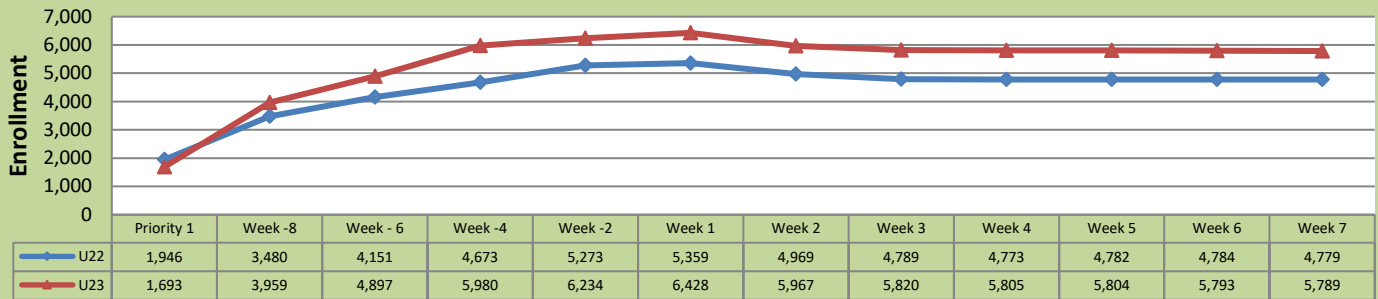


Summer 2023 Weekly Enrollment Report

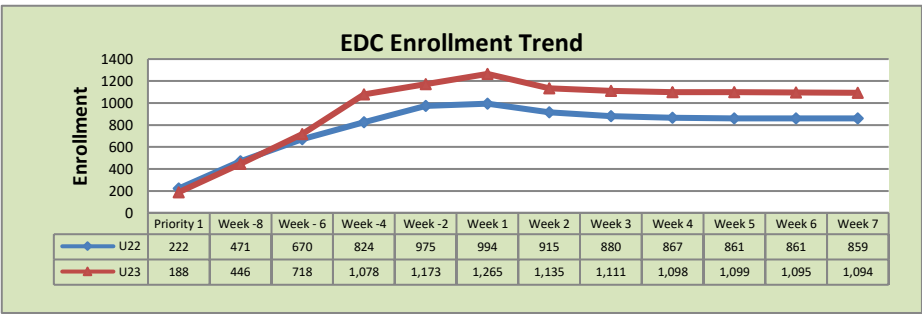
July 17, 2023: Week 7

Total Enrollment U22 and U23 % Change U22 - U23 = 21.1%

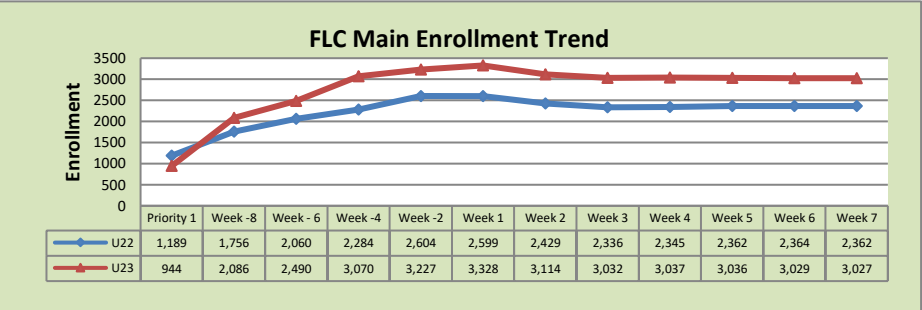


Enrollment by Site

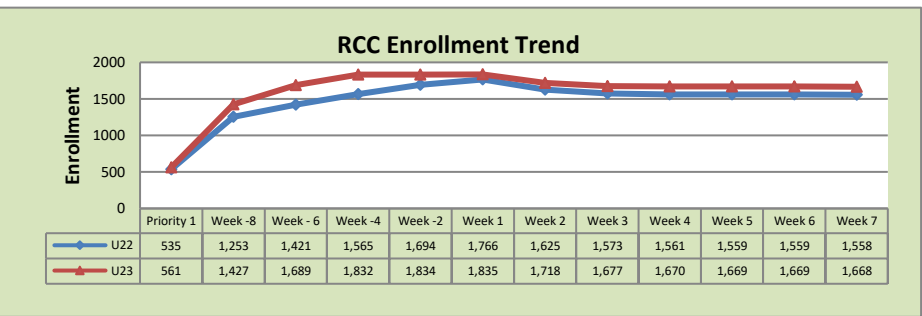
El Dorado Center			
	U22	U23	% Change
Undup Hdcnt	495	639	29%
Total Sections	30	38	27%
FTE	6.490	7.703	19%
Fill Rate	80%	82%	2%
Productivity	474.50	470.95	-1%
FTEs	100	117	17%



FLC Main			
	U22	U23	% Change
Undup Hdcnt	1,710	2,168	27%
Total Sections	106	125	18%
FTE	17.715	21.923	24%
Fill Rate	77%	80%	4%
Productivity	461.82	481.40	4%
FTEs	265	342	29%



Rancho Cordova Center			
	U22	U23	% Change
Undup Hdcnt	1,389	1,499	8%
Total Sections	47	47	0%
FTE	9.733	9.850	1%
Fill Rate	88%	93%	6%
Productivity	523.09	546.78	5%
FTEs	165	174	5%



FLC Enrollment Totals

	U22	U23	% Change
Unduplicated Headcount	3,594	4,306	20%
Total Sections	183	210	15%
FTE	33.938	39.476	16%
Fill Rate	81%	83%	2%
Productivity (WSCH/FTE)	481.82	495.68	3%
FTEs ((WSCH*17)/525)	529	634	20%

Notes:

1. Fill Rate does not include Tutoring (1000), Work Experience (498/198), or Independent Study (495) sections.

Enrollment started March 7. Semester starts June 6.