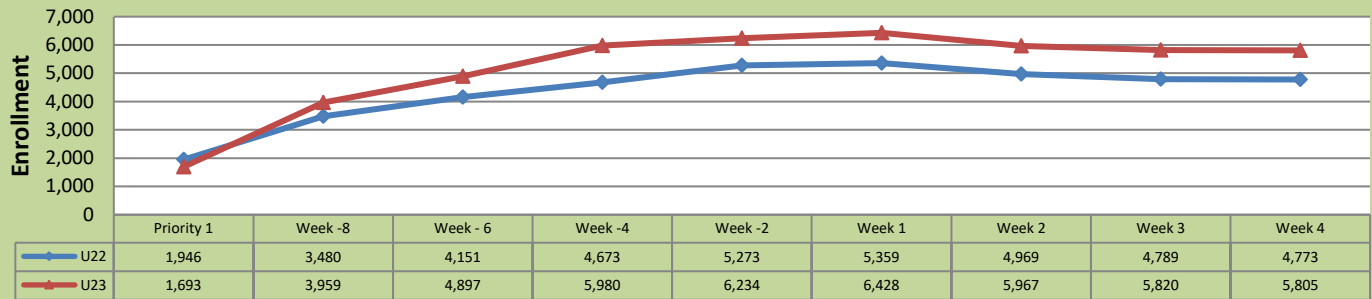


Summer 2023 Weekly Enrollment Report

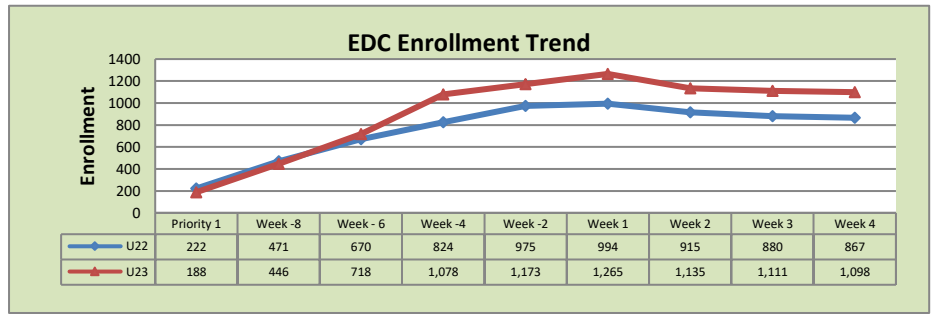
June 26, 2023: Week 4

Total Enrollment U22 and U23 % Change U22 - U23 = 21.6%

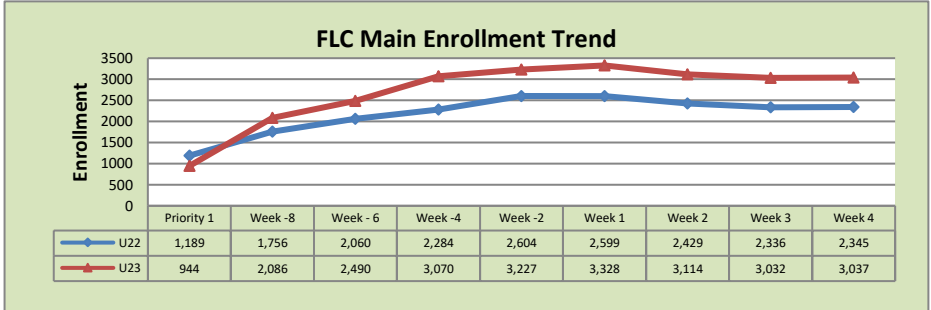


Enrollment by Site

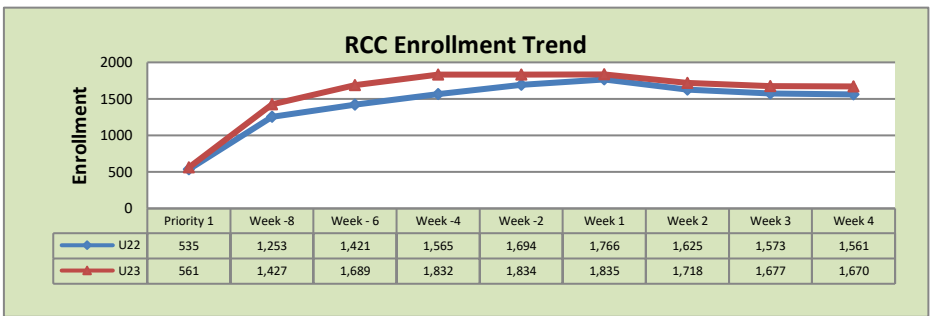
El Dorado Center			
	U22	U23	% Change
Undup Hdcnt	499	642	29%
Total Sections	30	38	27%
FTE	6.490	7.703	19%
Fill Rate	81%	82%	1%
Productivity	478.31	472.83	-1%
FTEs	101	118	17%



FLC Main			
	U22	U23	% Change
Undup Hdcnt	1,694	2,176	28%
Total Sections	105	123	17%
FTE	17.115	21.833	28%
Fill Rate	77%	81%	5%
Productivity	476.07	483.16	1%
FTEs	264	342	30%



Rancho Cordova Center			
	U22	U23	% Change
Undup Hdcnt	1,392	1,500	8%
Total Sections	47	47	0%
FTE	9.733	9.850	1%
Fill Rate	89%	93%	4%
Productivity	524.04	547.41	4%
FTEs	165	175	6%



FLC Enrollment Totals

	U22	U23	% Change
Unduplicated Headcount	3,585	4,318	20%
Total Sections	182	208	14%
FTE	33.338	39.386	18%
Fill Rate	81%	84%	4%
Productivity (WSCH/FTE)	490.51	497.21	1%
FTEs ((WSCH*17)/525)	530	634	20%

Notes:

1. Fill Rate does not include Tutoring (1000), Work Experience (498/198), or Independent Study (495) sections.

Enrollment started March 7. Semester starts June 6.