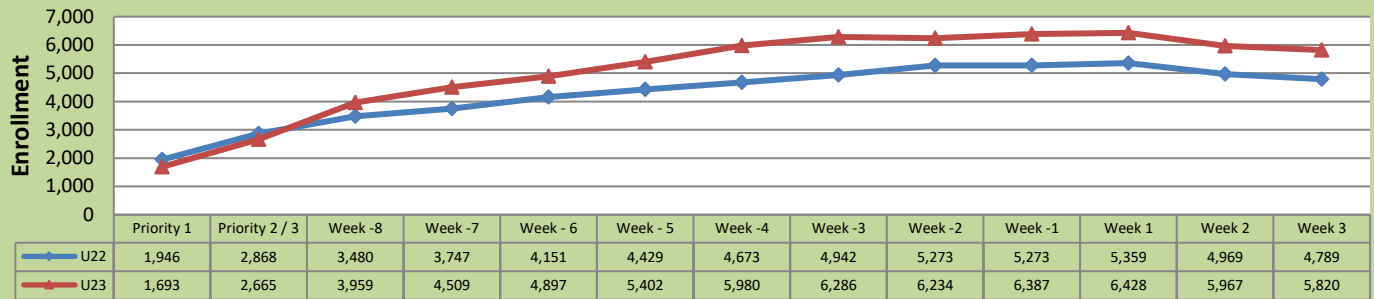


Summer 2023 Weekly Enrollment Report

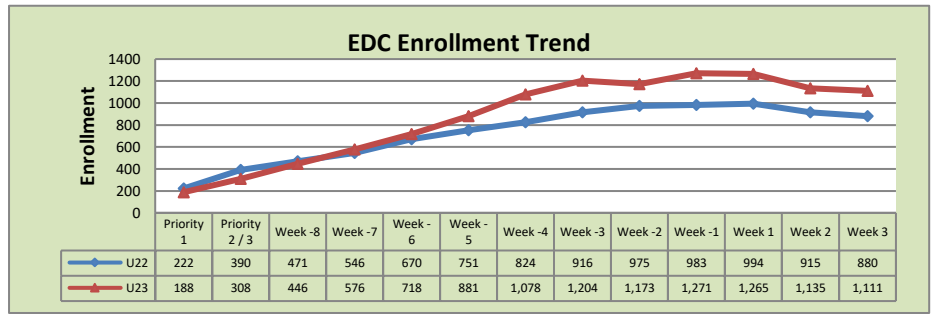
June 20, 2023: Week 3

Total Enrollment U22 and U23 % Change U22 - U23 = 21.5%

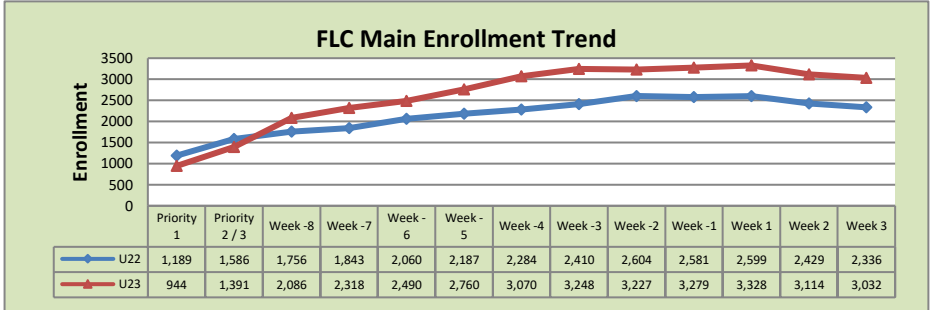


Enrollment by Site

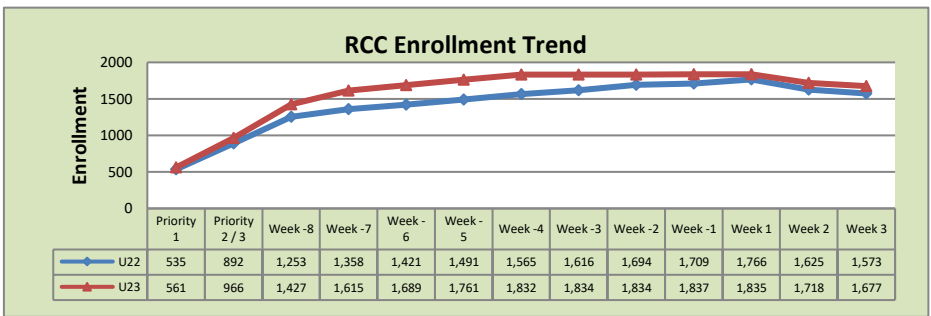
El Dorado Center			
	U22	U23	% Change
Undup Hdcnt	506	645	27%
Total Sections	30	38	27%
FTE	6.490	7.703	19%
Fill Rate	82%	83%	1%
Productivity	484.49	478.77	-1%
FTEs	102	119	17%



FLC Main			
	U22	U23	% Change
Undup Hdcnt	1,685	2,171	29%
Total Sections	105	123	17%
FTE	17.115	21.683	27%
Fill Rate	77%	81%	5%
Productivity	474.39	485.84	2%
FTEs	263	341	30%



Rancho Cordova Center			
	U22	U23	% Change
Undup Hdcnt	1,401	1,506	7%
Total Sections	47	47	0%
FTE	9.733	9.850	1%
Fill Rate	89%	94%	6%
Productivity	527.75	549.61	4%
FTEs	166	175	5%



FLC Enrollment Totals

	U22	U23	% Change
Unduplicated Headcount	3,592	4,322	20%
Total Sections	182	208	14%
FTE	33.338	39.236	18%
Fill Rate	81%	84%	4%
Productivity (WSCH/FTE)	491.94	500.46	2%
FTEs ((WSCH*17)/525)	531	636	20%

Notes:

1. Fill Rate does not include Tutoring (1000), Work Experience (498/198), or Independent Study (495) sections.

Enrollment started March 7. Semester starts June 6.