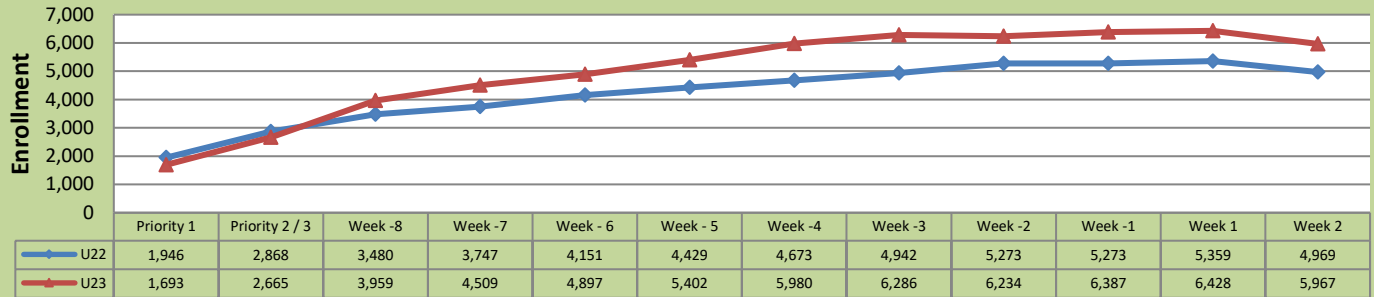


Summer 2023 Weekly Enrollment Report

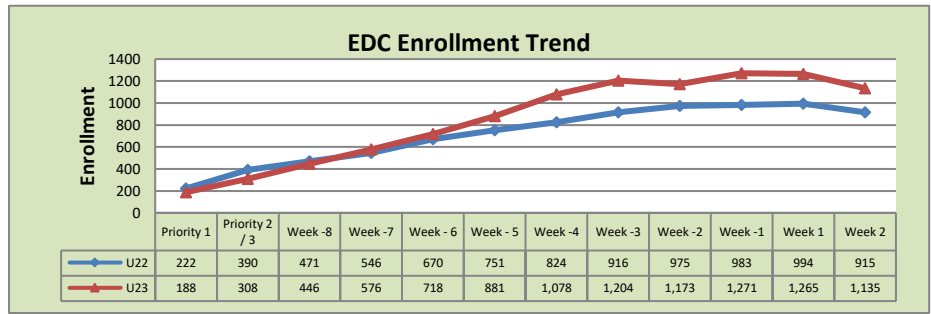
June 12, 2023: Week 2

Total Enrollment U22 and U23 % Change U22 - U23 = 20.1%

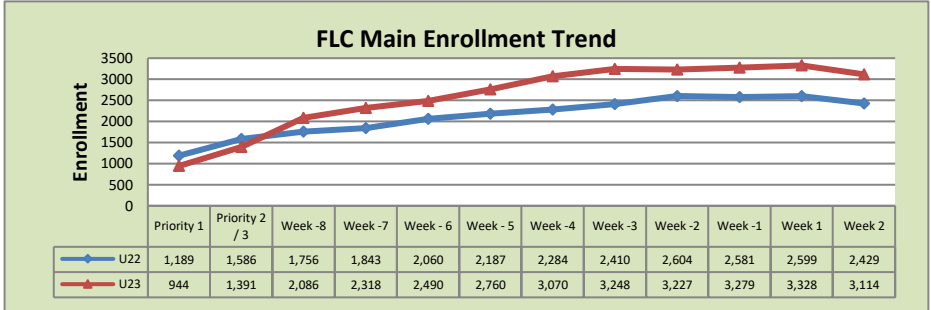


Enrollment by Site

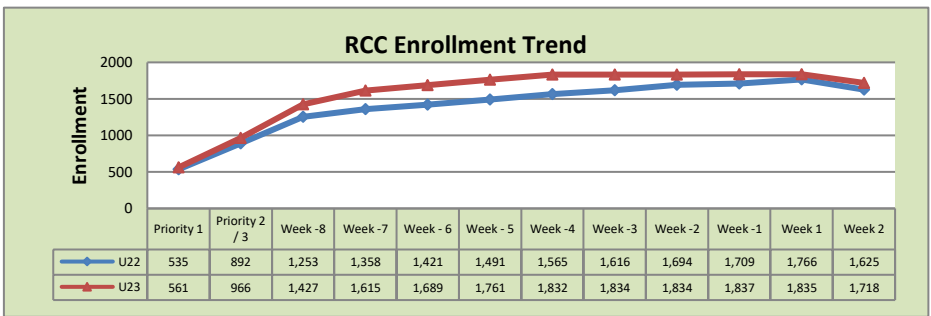
El Dorado Center			
	U22	U23	% Change
Undup Hdcnt	510	638	25%
Total Sections	30	38	27%
FTE	6.490	7.703	19%
Fill Rate	83%	83%	0%
Productivity	500.82	488.95	-2%
FTEs	105	122	16%



FLC Main			
	U22	U23	% Change
Undup Hdcnt	1,732	2,218	28%
Total Sections	106	123	16%
FTE	17.381	21.683	25%
Fill Rate	77%	82%	6%
Productivity	484.73	497.81	3%
FTEs	273	350	28%



Rancho Cordova Center			
	U22	U23	% Change
Undup Hdcnt	1,446	1,537	6%
Total Sections	47	47	0%
FTE	9.733	9.800	1%
Fill Rate	90%	94%	4%
Productivity	545.30	566.8	4%
FTEs	172	180	5%



FLC Enrollment Totals

	U22	U23	% Change
Unduplicated Headcount	3,688	4,393	19%
Total Sections	183	208	14%
FTE	33.604	39.186	17%
Fill Rate	82%	85%	4%
Productivity (WSCH/FTE)	505.38	513.32	2%
FTEs ((WSCH*17)/525)	550	651	18%

Notes:

1. Fill Rate does not include Tutoring (1000), Work Experience (498/198), or Independent Study (495) sections.

Enrollment started March 7. Semester starts June 6.