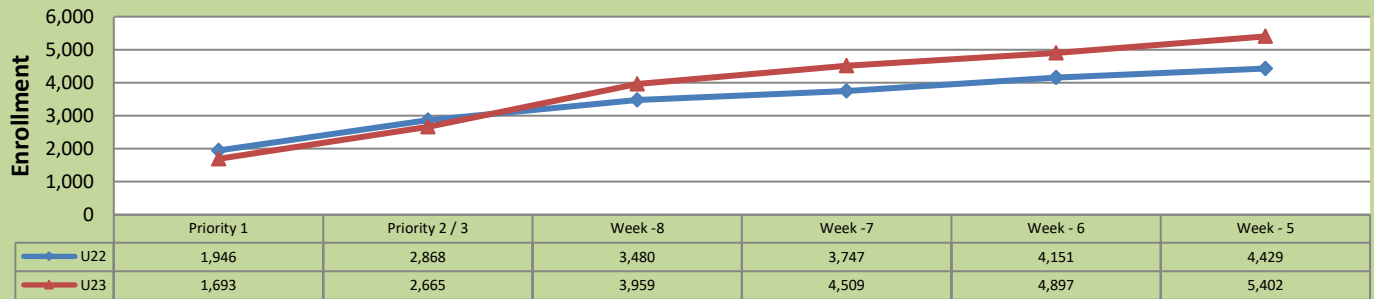


Summer 2023 Weekly Enrollment Report

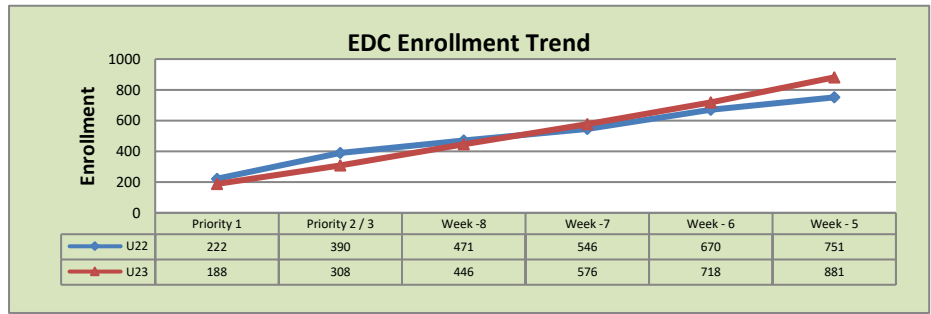
May 1, 2023: Week -5

Total Enrollment U22 and U23 % Change U22 - U23 = 22.0%

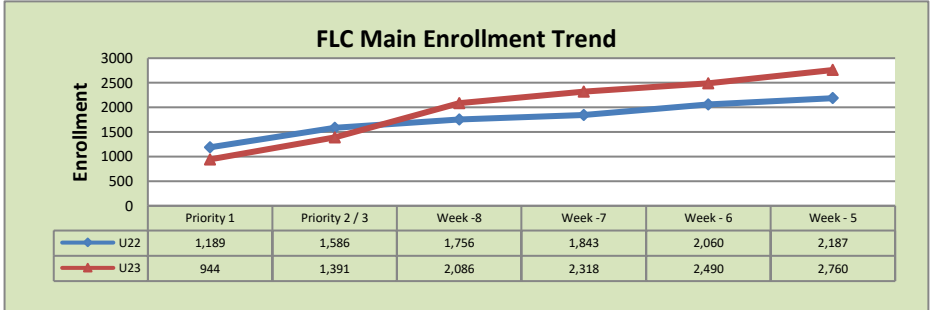


Enrollment by Site

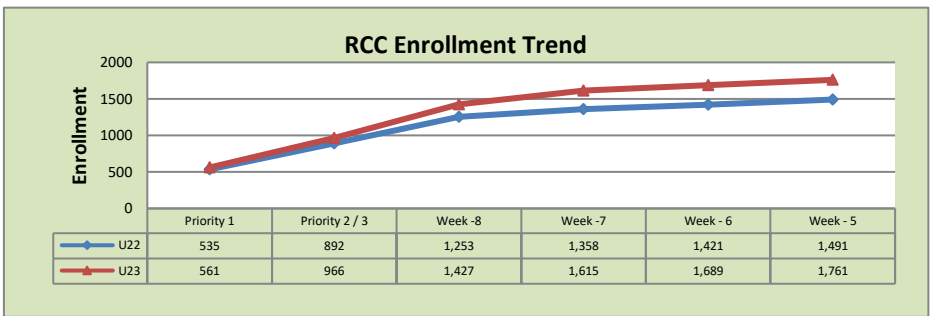
El Dorado Center			
	U22	U23	% Change
Undup Hdcnt	396	444	12%
Total Sections	34	36	6%
FTE	6.556	7.103	8%
Fill Rate	60%	68%	13%
Productivity	403.79	408.69	1%
FTEs	86	94	9%



FLC Main			
	U22	U23	% Change
Undup Hdcnt	1,493	1,801	21%
Total Sections	103	123	19%
FTE	17.211	21.833	27%
Fill Rate	74%	73%	-1%
Productivity	451.04	446.11	-1%
FTEs	251	315	25%



Rancho Cordova Center			
	U22	U23	% Change
Undup Hdcnt	1,285	1,557	21%
Total Sections	44	48	9%
FTE	9.133	10.083	10%
Fill Rate	90%	92%	2%
Productivity	536.72	566.32	6%
FTEs	159	185	16%



FLC Enrollment Totals

	U22	U23	% Change
Unduplicated Headcount	3,174	3,802	20%
Total Sections	181	207	14%
FTE	32.901	39.019	19%
Fill Rate	75%	76%	1%
Productivity (WSCH/FTE)	465.41	470.36	1%
FTEs ((WSCH*17)/525)	496	594	20%

Notes:

1. Fill Rate does not include Tutoring (1000), Work Experience (498/198), or Independent Study (495) sections.

Enrollment started March 7. Semester starts June 6.