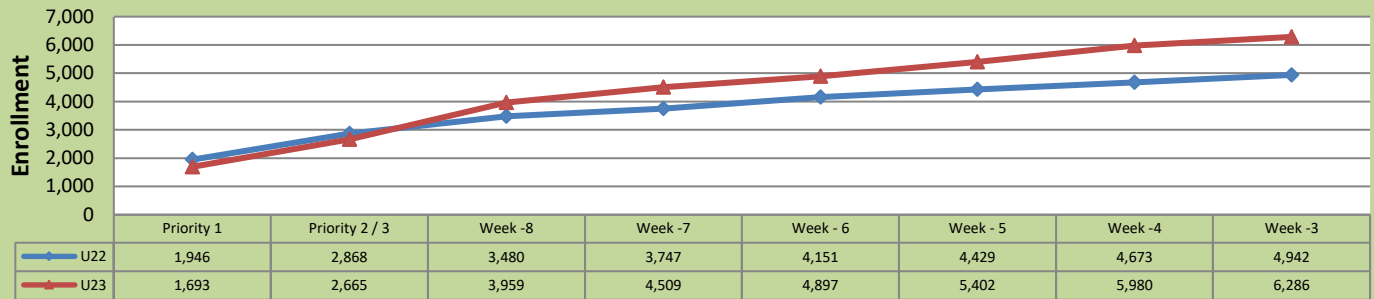


Summer 2023 Weekly Enrollment Report

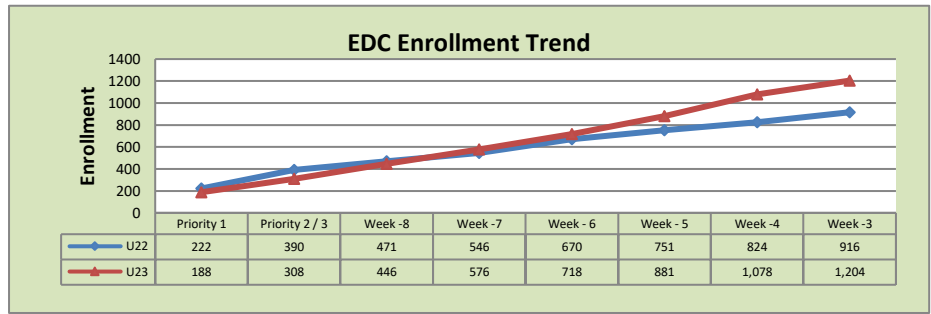
May 15, 2023: Week -3

Total Enrollment U22 and U23 % Change U22 - U23 = 27.2%

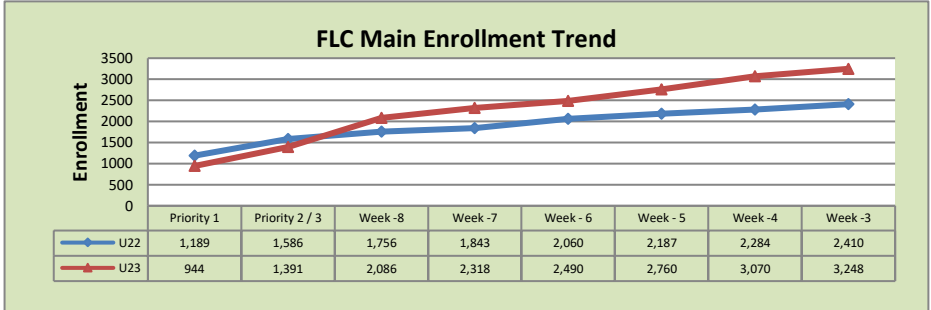


Enrollment by Site

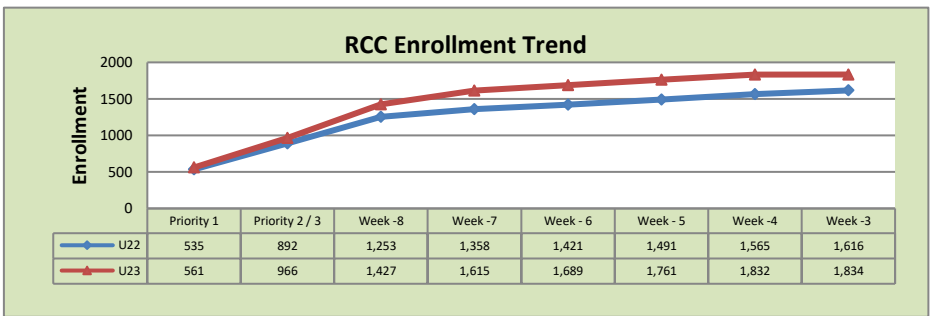
El Dorado Center			
	U22	U23	% Change
Undup Hdcnt	493	566	15%
Total Sections	30	36	20%
FTE	6.490	7.303	13%
Fill Rate	83%	89%	7%
Productivity	501.44	544.27	9%
FTEs	105	129	23%



FLC Main			
	U22	U23	% Change
Undup Hdcnt	1,640	2,151	31%
Total Sections	106	124	17%
FTE	17.528	22.166	26%
Fill Rate	79%	84%	6%
Productivity	481.39	509.62	6%
FTEs	273	366	34%



Rancho Cordova Center			
	U22	U23	% Change
Undup Hdcnt	1,400	1,631	17%
Total Sections	44	48	9%
FTE	9.133	10.083	10%
Fill Rate	96%	96%	0%
Productivity	579.10	589.31	2%
FTEs	171	192	12%



FLC Enrollment Totals

	U22	U23	% Change
Unduplicated Headcount	3,533	4,348	23%
Total Sections	180	208	16%
FTE	33.151	39.553	19%
Fill Rate	84%	88%	5%
Productivity (WSCH/FTE)	512.23	536.33	5%
FTEs ((WSCH*17)/525)	550	687	25%

Notes:

1. Fill Rate does not include Tutoring (1000), Work Experience (498/198), or Independent Study (495) sections.

Enrollment started March 7. Semester starts June 6.