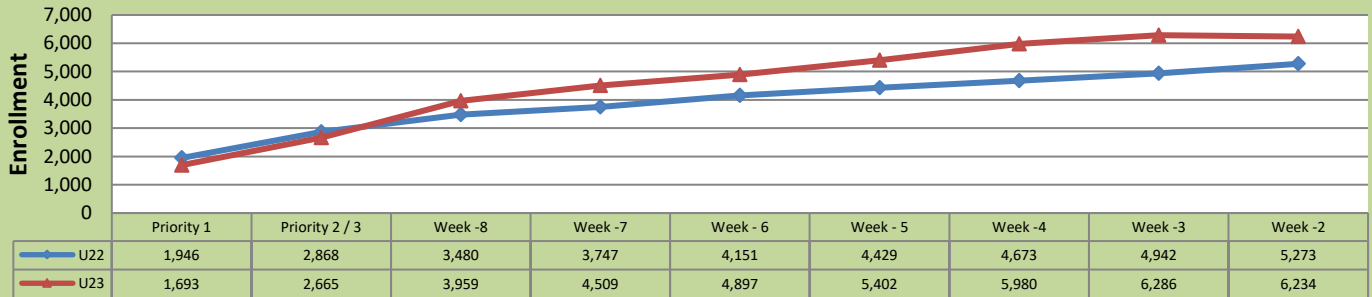


Summer 2023 Weekly Enrollment Report

May 22, 2023: Week -2

Total Enrollment U22 and U23

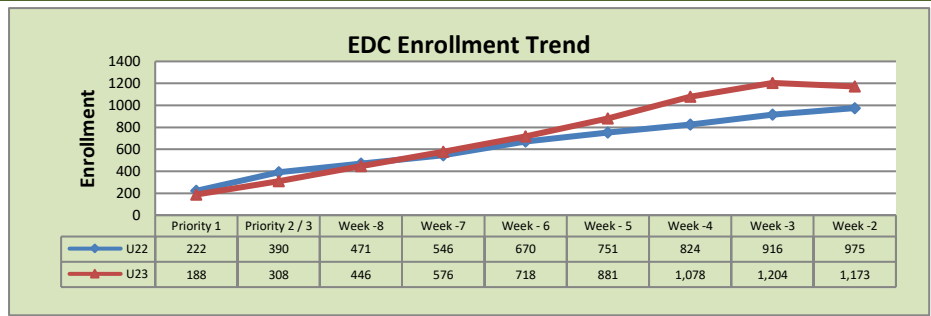
% Change U22 - U23 = 18.2%



Enrollment by Site

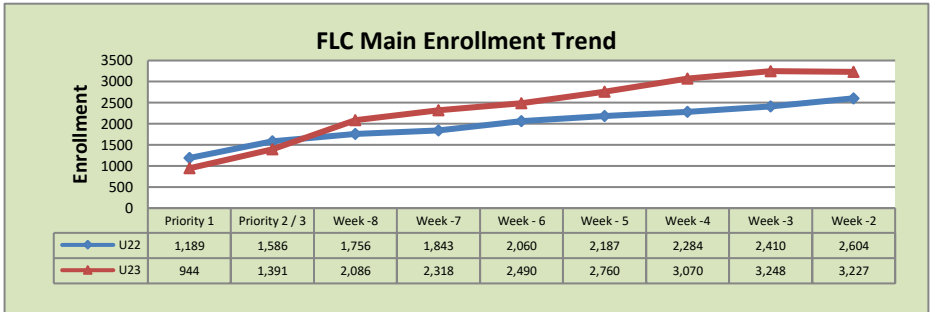
El Dorado Center

	U22	U23	% Change
Undup Hdcnt	518	642	24%
Total Sections	30	36	20%
FTE	6.490	7.303	13%
Fill Rate	88%	90%	2%
Productivity	533.88	535.94	0%
FTEs	112	127	13%



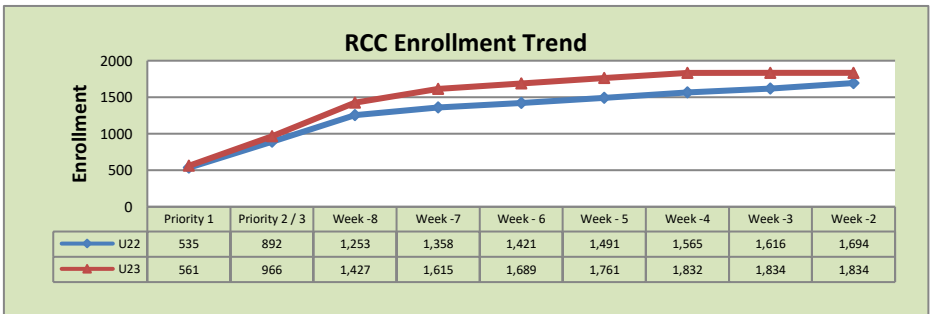
FLC Main

	U22	U23	% Change
Undup Hdcnt	1,778	2,219	25%
Total Sections	107	123	15%
FTE	17.461	21.976	26%
Fill Rate	83%	84%	1%
Productivity	523.33	512.87	-2%
FTEs	296	365	23%



Rancho Cordova Center

	U22	U23	% Change
Undup Hdcnt	1,466	1,631	11%
Total Sections	45	48	7%
FTE	9.333	10.083	8%
Fill Rate	96%	96%	0%
Productivity	597.90	589.42	-1%
FTEs	181	192	6%



FLC Enrollment Totals

	U22	U23	% Change
Unduplicated Headcount	3,762	4,492	19%
Total Sections	182	207	14%
FTE	33.284	39.363	18%
Fill Rate	87%	88%	1%
Productivity (WSCH/FTE)	546.30	536.76	-2%
FTEs ((WSCH*17)/525)	589	684	16%

Notes:

1. Fill Rate does not include Tutoring (1000), Work Experience (498/198), or Independent Study (495) sections.

Enrollment started March 7. Semester starts June 6.