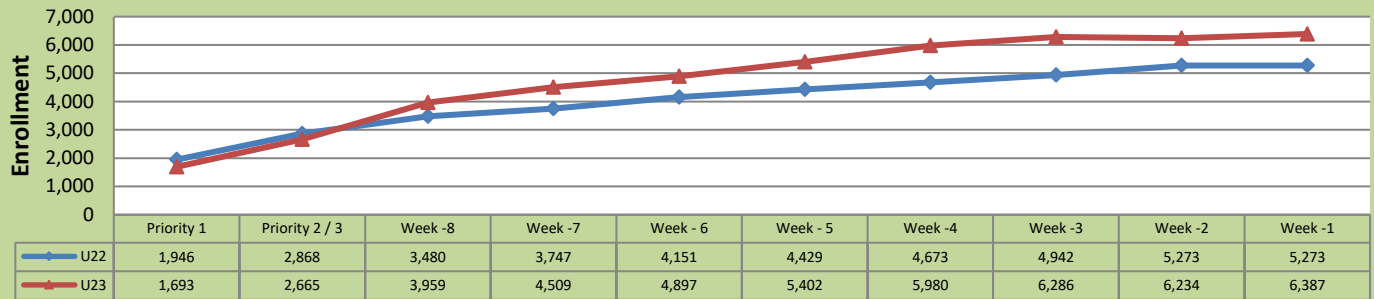


## Summer 2023 Weekly Enrollment Report

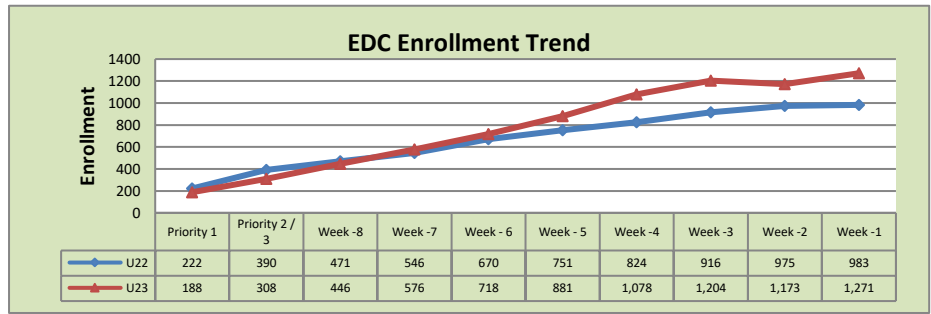
May 30, 2023: Week -1

### Total Enrollment U22 and U23 % Change U22 - U23 = 21.1%

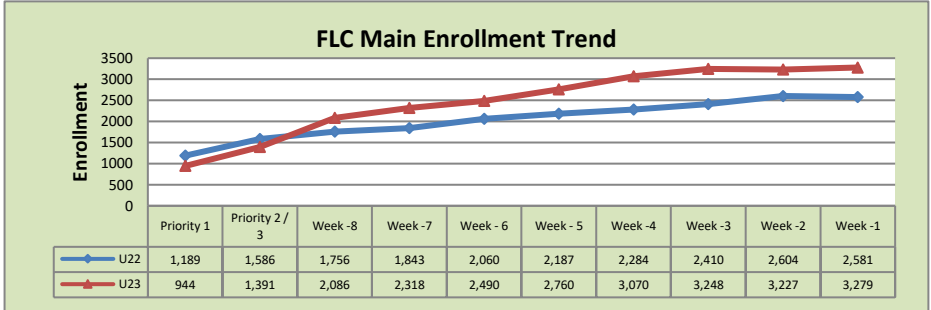


### Enrollment by Site

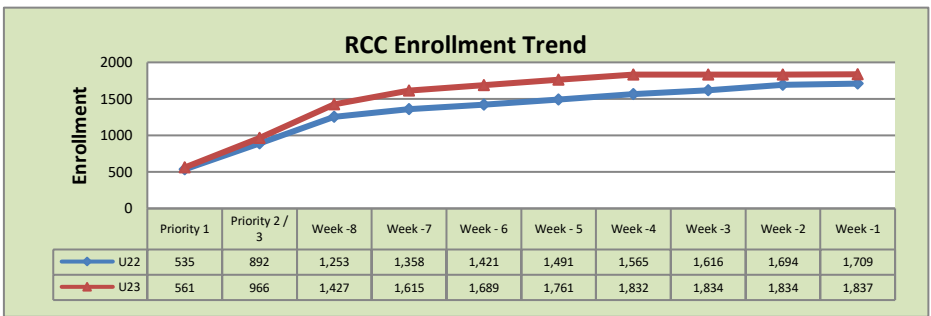
El Dorado Center			
	U22	U23	% Change
Undup Hdcnt	531	681	28%
Total Sections	30	38	27%
FTE	6.490	7.703	19%
Fill Rate	88%	92%	5%
Productivity	538.44	547.82	2%
FTEs	113	137	21%



FLC Main			
	U22	U23	% Change
Undup Hdcnt	1,799	2,248	25%
Total Sections	107	123	15%
FTE	17.461	21.899	25%
Fill Rate	81%	85%	5%
Productivity	515.12	523.31	2%
FTEs	291	371	27%



Rancho Cordova Center			
	U22	U23	% Change
Undup Hdcnt	1,496	1,626	9%
Total Sections	45	48	7%
FTE	9.333	9.883	6%
Fill Rate	97%	97%	0%
Productivity	603.08	602.6	0%
FTEs	182	193	6%



### FLC Enrollment Totals

	U22	U23	% Change
Unduplicated Headcount	3,826	4,555	19%
Total Sections	182	209	15%
FTE	33.284	39.485	19%
Fill Rate	86%	89%	3%
Productivity (WSCH/FTE)	544.33	547.94	1%
FTEs ([WSCH*17]/525)	587	701	19%

#### Notes:

1. Fill Rate does not include Tutoring (1000), Work Experience (498/198), or Independent Study (495) sections.

Enrollment started March 7. Semester starts June 6.