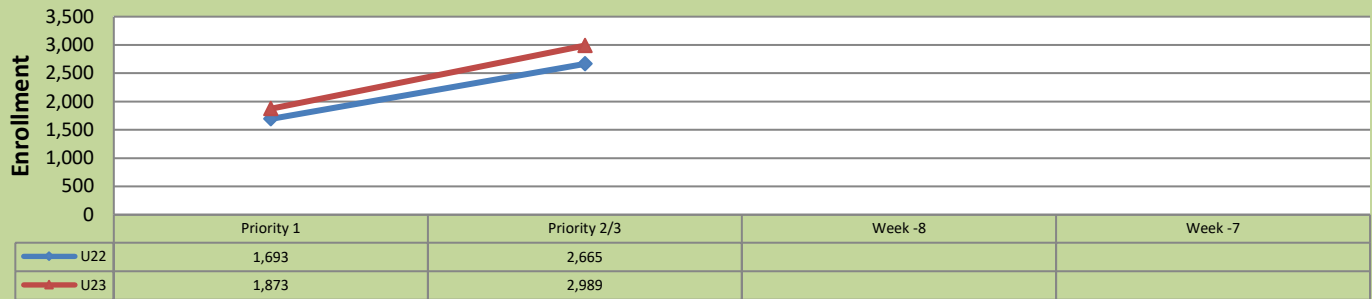


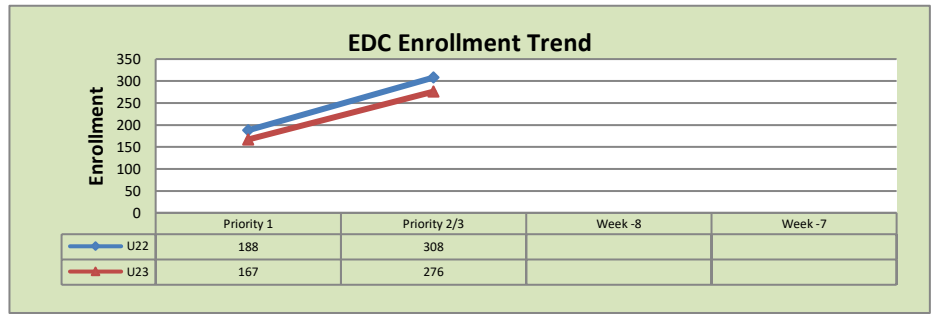
Summer 2023 Weekly Enrollment Report
 March 29, 2023: End of Priority 2&3 Registration Period

Total Enrollment U22 and U23
 % Change U22 - U23 = 12.2%

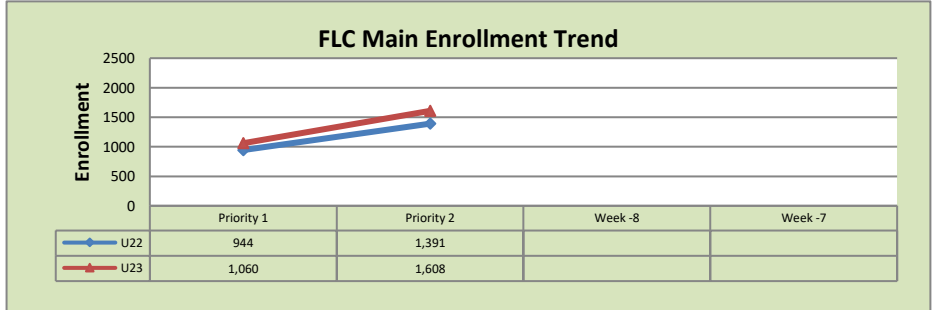


Enrollment by Site

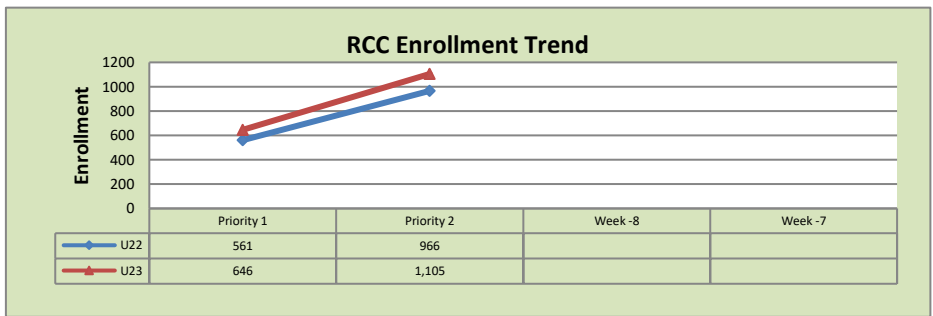
El Dorado Center			
	U22	U23	% Change
Undup Hdcnt	159	133	-16%
Total Sections	34	30	-12%
FTE	6.556	5.903	-10%
Fill Rate	26%	31%	19%
Productivity	165.27	171.74	4%
FTEs	35	33	-6%



FLC Main			
	U22	U23	% Change
Undup Hdcnt	919	1,001	9%
Total Sections	99	89	-10%
FTE	16.278	19.302	19%
Fill Rate	49%	52%	6%
Productivity	297.17	303.63	2%
FTEs	157	190	21%



Rancho Cordova Center			
	U22	U23	% Change
Undup Hdcnt	824	952	16%
Total Sections	41	46	12%
FTE	8.800	9.683	10%
Fill Rate	62%	62%	0%
Productivity	366.02	373.57	2%
FTEs	104	117	13%



FLC Enrollment Totals

	U22	U23	% Change
Unduplicated Headcount	1,902	2,086	10%
Total Sections	174	165	-5%
FTE	31.634	34.888	10%
Fill Rate	47%	50%	6%
Productivity (WSCH/FTE)	288.98	300.73	4%
FTEs ([WSCH*17]/525)	296	340	15%

Notes:

1. Fill Rate does not include Tutoring (1000), Work Experience (498/198), or Independent Study (495) sections.

Enrollment started March 6. Semester starts June 5.