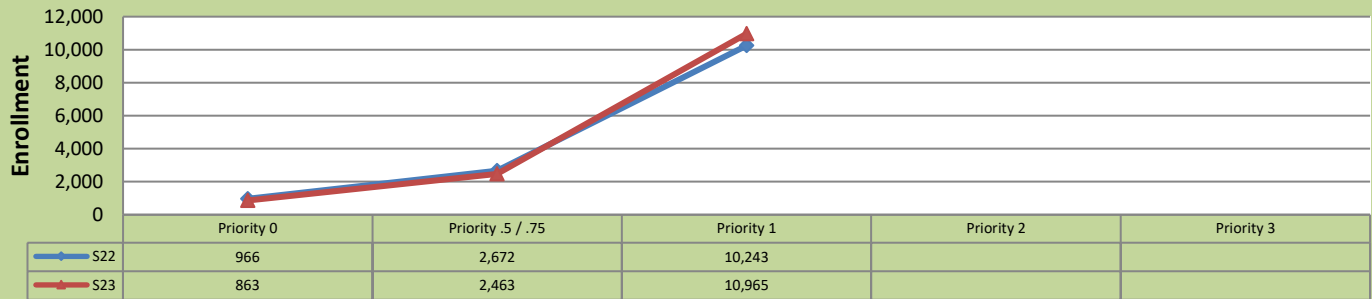


Spring 2023 Weekly Enrollment Report

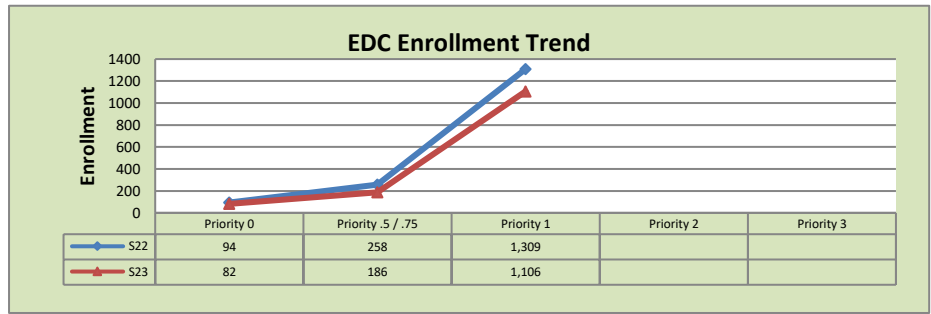
December 12, 2022: End of Priority 1 Registration Period

Total Enrollment S22 and S23
% Change S22 - S23 = 7.0%

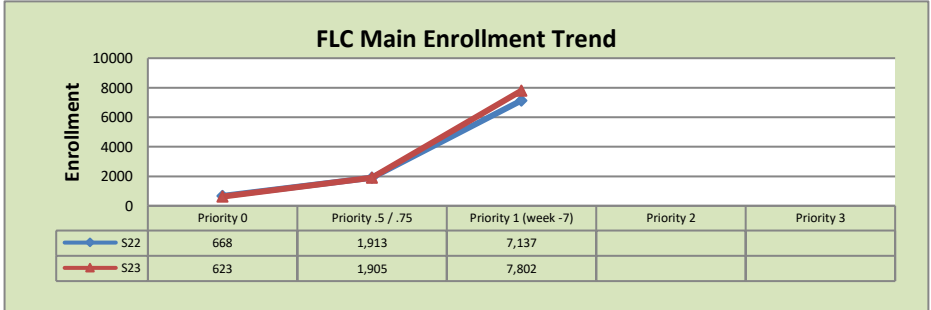


Enrollment by Site

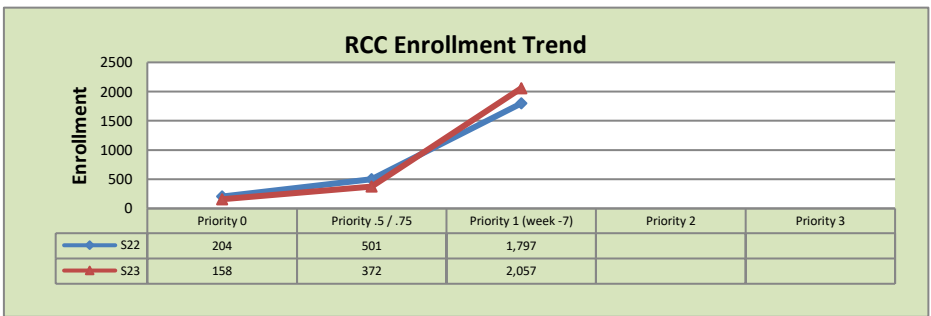
El Dorado Center			
	S22	S23	% Change
Undup Hdcnt	287	272	-5%
Total Sections	143	127	-11%
FTE	30.131	27.950	-7%
Fill Rate	32%	30%	-2%
Productivity	189.55	183.97	-3%
FTEs	185	167	-10%



FLC Main			
	S22	S23	% Change
Undup Hdcnt	2,487	2,560	3%
Total Sections	537	568	6%
FTE	114.081	116.885	2%
Fill Rate	42%	41%	-1%
Productivity	253.30	271.51	7%
FTEs	936	1,028	10%



Rancho Cordova Center			
	S22	S23	% Change
Undup Hdcnt	1,366	1,503	10%
Total Sections	148	158	7%
FTE	26.767	27.858	4%
Fill Rate	39%	43%	4%
Productivity	222.78	234.65	5%
FTEs	193	212	10%



FLC Enrollment Totals

	S22	S23	% Change
Unduplicated Headcount	4,140	4,335	5%
Total Sections	830	853	3%
FTE	171.545	172.693	1%
Fill Rate	40%	39%	-1%
Productivity (WSCH/FTE)	236.50	251.39	6%
FTEs ([WSCH*17]/525)	1,314	1,406	7%

Notes:

1. Fill Rate does not include Tutoring (1000), Work Experience (498/198), or Independent Study (495) sections.
2. Prison Education Program enrollment data included in the FLC totals but not in site totals.

Enrollment started November 21. Semester starts January 14, 2023.