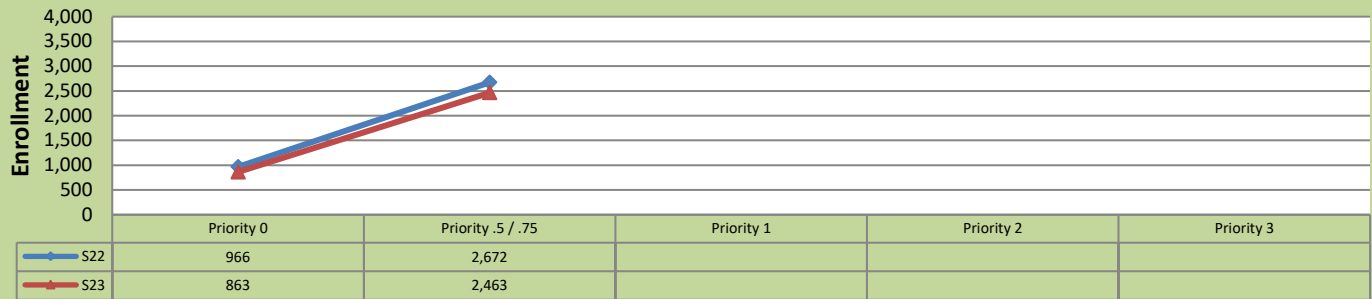


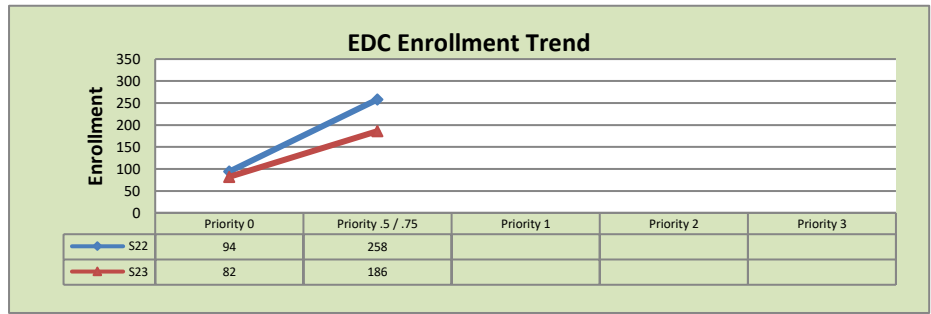
Spring 2023 Weekly Enrollment Report
November 28, 2022: End of Priority .5 & .75 Registration Period

Total Enrollment S22 and S23
% Change S22 - S23 = -7.8%

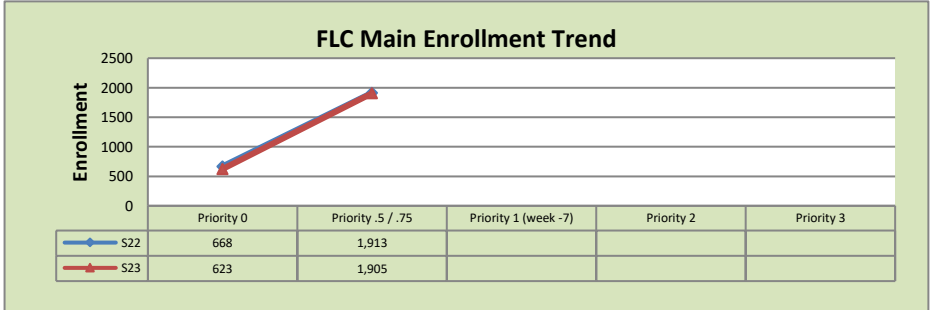


Enrollment by Site

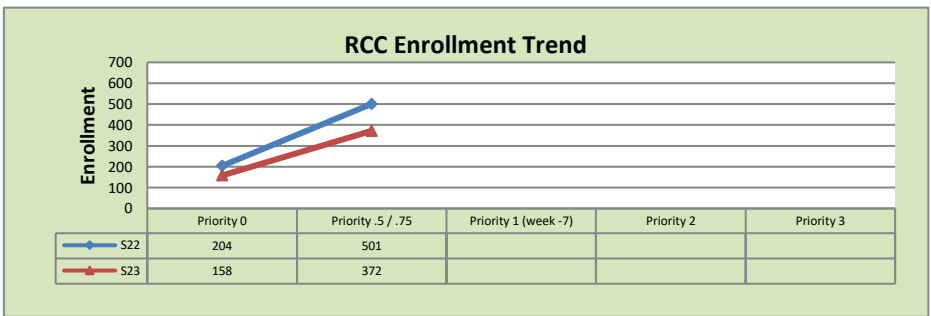
El Dorado Center			
	S22	S23	% Change
Undup Hdcnt	43	36	-16%
Total Sections	142	127	-11%
FTE	29.997	27.698	-8%
Fill Rate	5%	4%	-1%
Productivity	35.44	30.89	-13%
FTEs	34	28	-18%



FLC Main			
	S22	S23	% Change
Undup Hdcnt	581	563	-3%
Total Sections	536	565	5%
FTE	113.181	116.435	3%
Fill Rate	11%	10%	-1%
Productivity	70.68	67.08	-5%
FTEs	259	253	-2%



Rancho Cordova Center			
	S22	S23	% Change
Undup Hdcnt	363	279	-23%
Total Sections	148	157	6%
FTE	26.767	27.858	4%
Fill Rate	10%	8%	-2%
Productivity	64.60	44.47	-31%
FTEs	56	40	-29%



FLC Enrollment Totals

	S22	S23	% Change
Unduplicated Headcount	987	878	-11%
Total Sections	831	853	3%
FTE	171.112	172.791	1%
Fill Rate	10%	8%	-2%
Productivity (WSCH/FTE)	63.07	57.32	-9%
FTEs ([WSCH*17]/525)	349	321	-8%

Notes:

1. Fill Rate does not include Tutoring (1000), Work Experience (498/198), or Independent Study (495) sections.
2. Prison Education Program enrollment data included in the FLC totals but not in site totals.

Enrollment started November 21. Semester starts January 14, 2023.