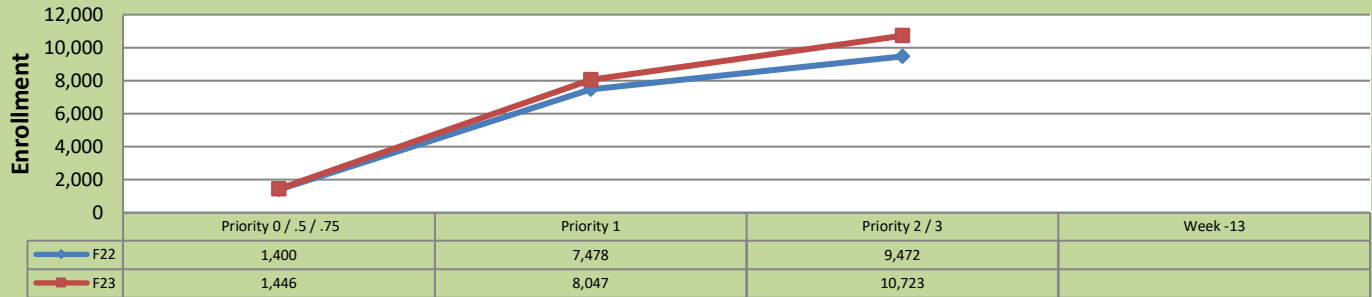


Fall 23 Enrollment Report by Registration Priority Time Period

May 15, 2023: End of Priority 2 & 3

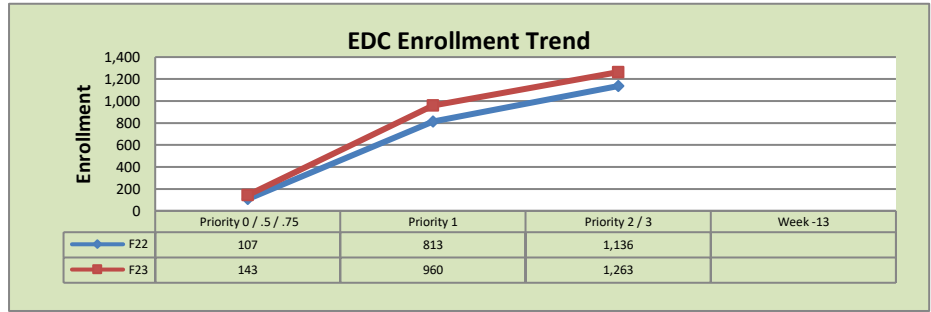
Total Enrollment F22 and F23 % Change F22 - F23 = 13.2%



Enrollment by Site

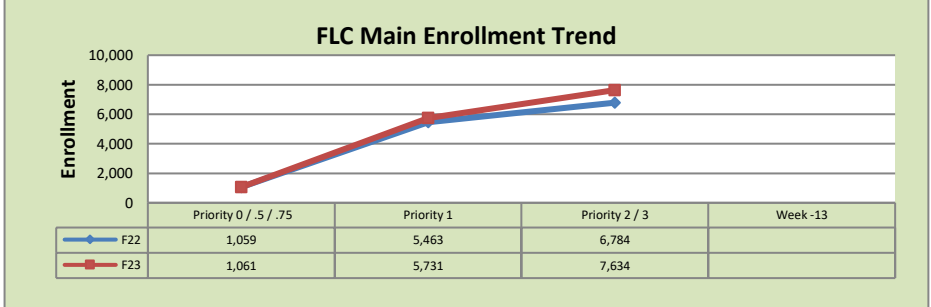
El Dorado Center

	F22	F23	% Change
Undup Hdcnt	262	280	7%
Total Sections	132	138	5%
FTE	28.911	28.799	0%
Fill Rate	31%	31%	0%
Productivity	182.6	188.11	3%
FTEs	171	175	2%



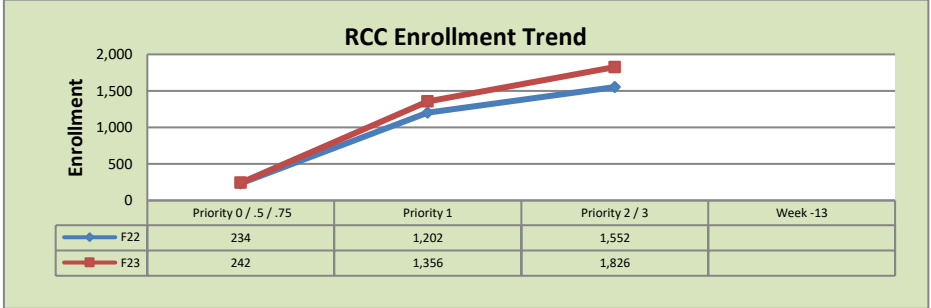
FLC Main

	F22	F23	% Change
Undup Hdcnt	2,383	2,657	11%
Total Sections	545	588	8%
FTE	113.191	118.657	5%
Fill Rate	39%	42%	3%
Productivity	246.13	264.46	7%
FTEs	902	1,016	13%



Rancho Cordova Center

	F22	F23	% Change
Undup Hdcnt	1,116	1,376	23%
Total Sections	165	174	5%
FTE	30.303	32.506	7%
Fill Rate	31%	33%	2%
Productivity	167.28	190.48	14%
FTEs	164	200	22%



FLC Enrollment Totals

	F22	F23	% Change
Unduplicated Headcount	3,761	4,313	15%
Total Sections	844	900	7%
FTE	172.805	179.962	4%
Fill Rate	36%	38%	2%
Productivity (WSCH/FTE)	221.1	238.88	8%
FTEs ((WSCH*17)/525)	1,237	1,392	13%

Notes:

1. Fill Rate does not include Work Experience (498/198) or Independent Study (495) sections.
2. Inmate Education numbers are included in the FLC totals. Site totals all reported on a separate page once enrollment starts.

Enrollment started April 17, 2023. Semester starts August 19, 2023.