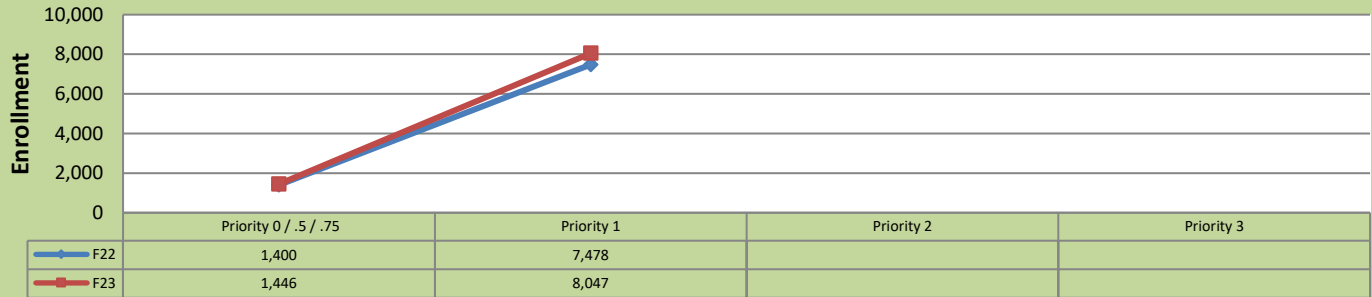


Fall 23 Enrollment Report by Registration Priority Time Period

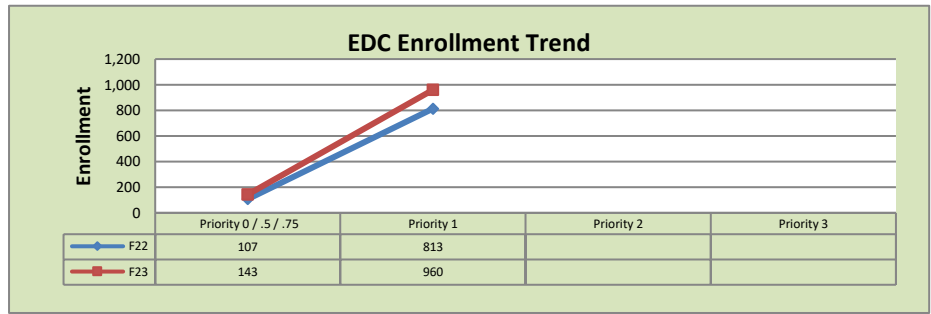
May 8, 2023: End of Priority 1

Total Enrollment F22 and F23 % Change F22 - F23 = 7.6%

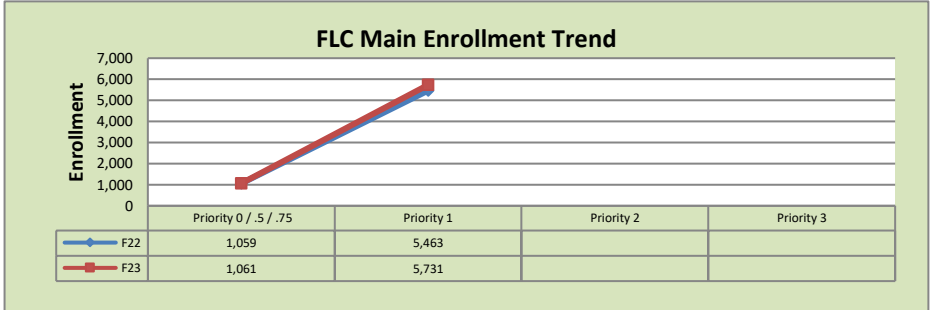


Enrollment by Site

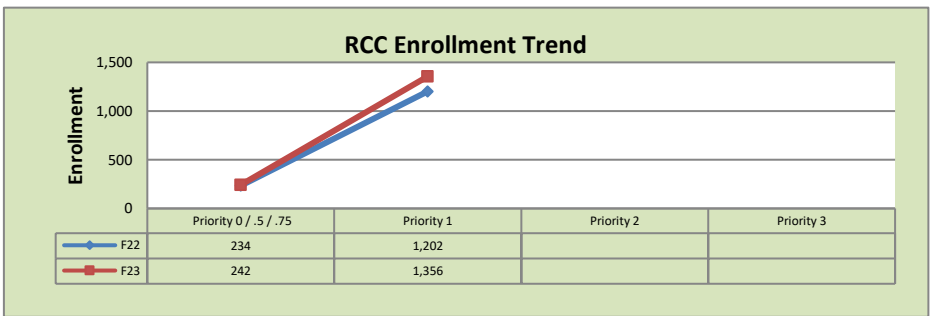
El Dorado Center			
	F22	F23	% Change
Undup Hdcnt	187	207	11%
Total Sections	129	138	7%
FTE	28.661	28.902	1%
Fill Rate	24%	24%	0%
Productivity	133.47	143.68	8%
FTEs	124	134	8%



FLC Main			
	F22	F23	% Change
Undup Hdcnt	1,843	1,911	4%
Total Sections	547	583	7%
FTE	113.941	117.582	3%
Fill Rate	32%	32%	0%
Productivity	198.43	205.18	3%
FTEs	732	781	7%



Rancho Cordova Center			
	F22	F23	% Change
Undup Hdcnt	862	1,037	20%
Total Sections	165	172	4%
FTE	30.303	32.146	6%
Fill Rate	24%	25%	1%
Productivity	128.3	143.39	12%
FTEs	126	149	18%



FLC Enrollment Totals

	F22	F23	% Change
Unduplicated Headcount	2,892	3,155	9%
Total Sections	843	893	6%
FTE	173.305	178.630	3%
Fill Rate	29%	29%	0%
Productivity (WSCH/FTE)	174.97	184.11	5%
FTEs ((WSCH*17)/525)	982	1,065	8%

Notes:

1. Fill Rate does not include Work Experience (498/198) or Independent Study (495) sections.
2. Inmate Education numbers are included in the FLC totals. Site totals all reported on a separate page once enrollment starts.

Enrollment started April 17, 2023. Semester starts August 19, 2023.