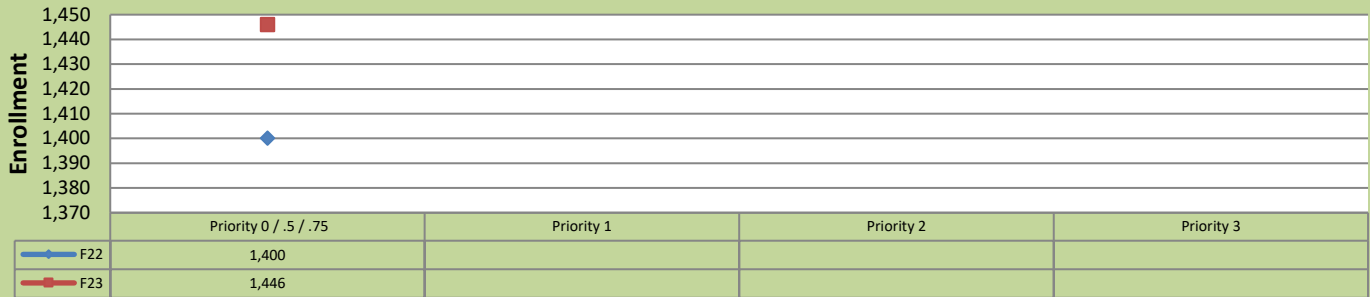


Fall 23 Enrollment Report by Registration Priority Time Period

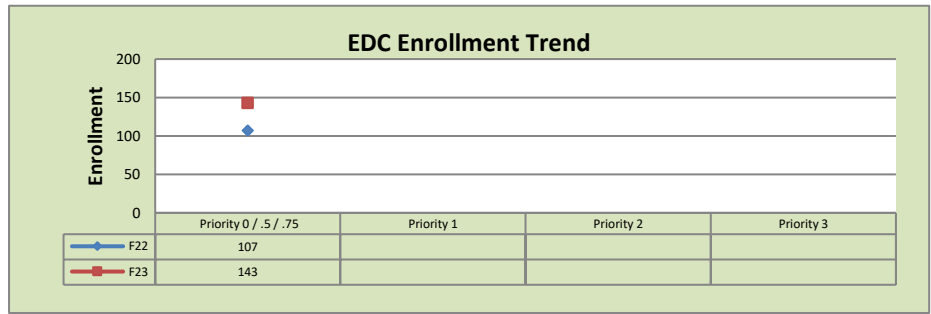
April 24, 2023: End of Priority 0, 0.5 & .75

Total Enrollment F22 and F23 % Change F22 - F23 = 3.3%

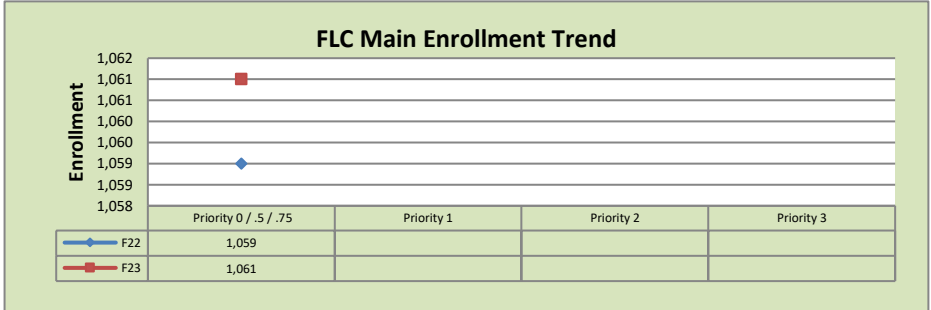


Enrollment by Site

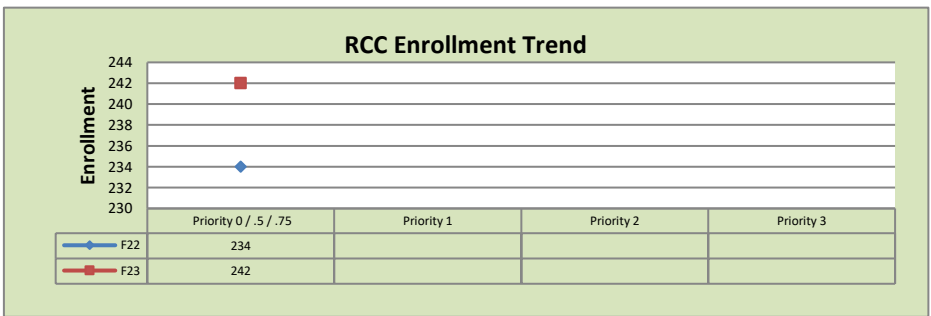
El Dorado Center			
	F22	F23	% Change
Undup Hdcnt	20	25	25%
Total Sections	126	126	0%
FTE	28.714	27.445	-4%
Fill Rate	3%	4%	1%
Productivity	16.84	21.04	25%
FTEs	16	19	19%



FLC Main			
	F22	F23	% Change
Undup Hdcnt	341	311	-9%
Total Sections	551	583	6%
FTE	114.884	117.512	2%
Fill Rate	5%	5%	0%
Productivity	39.27	38.4	-2%
FTEs	146	146	0%



Rancho Cordova Center			
	F22	F23	% Change
Undup Hdcnt	159	194	22%
Total Sections	164	168	2%
FTE	30.037	31.413	5%
Fill Rate	5%	4%	-1%
Productivity	26.19	26.06	0%
FTEs	25	27	8%



FLC Enrollment Totals

	F22	F23	% Change
Unduplicated Headcount	520	530	2%
Total Sections	843	877	4%
FTE	174.035	176.370	1%
Fill Rate	5%	5%	0%
Productivity (WSCH/FTE)	33.22	33.5	1%
FTEs ([WSCH*17]/525)	187	191	2%

Notes:

- Fill Rate does not include Work Experience (498/198) or Independent Study (495) sections.
- Inmate Education numbers are included in the FLC totals. Site totals all reported on a separate page once enrollment starts.

Enrollment started April 17, 2023. Semester starts August 19, 2023.