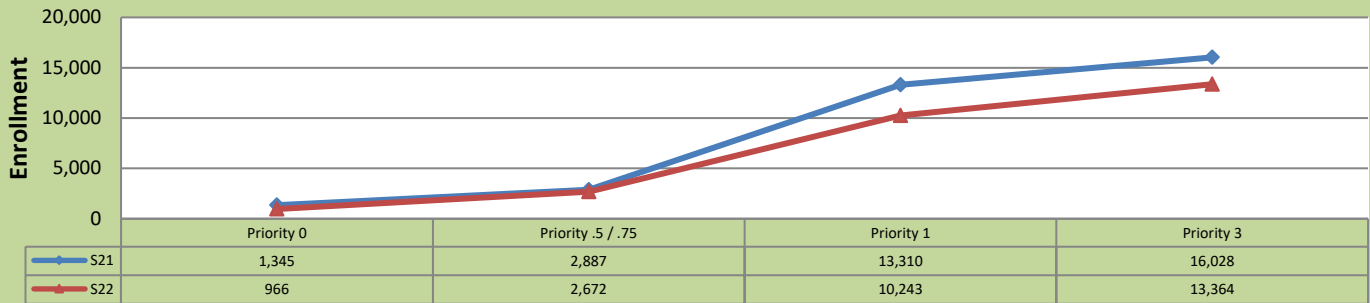


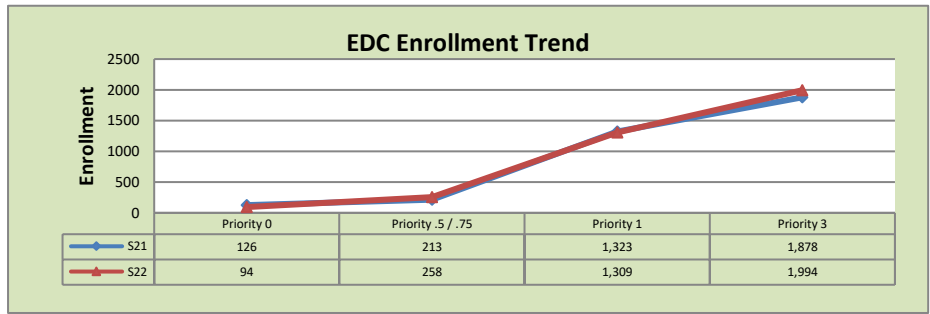
Spring 2022 Weekly Enrollment Report
December 20, 2021: End of Priority 3 Registration

Total Enrollment S21 and S22
% Change S21-S22 = -16.6%

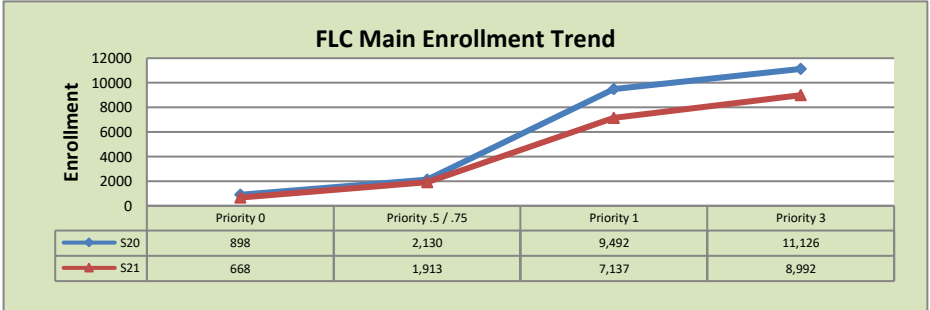


Enrollment by Site

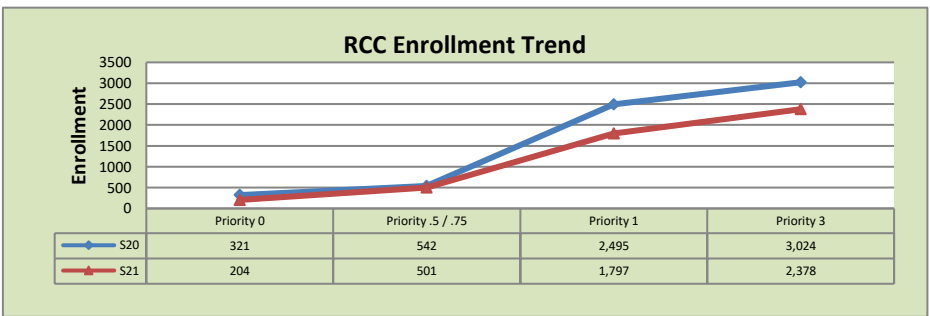
El Dorado Center			
	S21	S22	% Change
Undup Hdcnt	485	478	-1%
Total Sections	131	140	7%
FTE	29.260	29.640	1%
Fill Rate ₁	49%	46%	-3%
Productivity	291.23	286.2	-2%
FTEs	276	275	0%



FLC Main			
	S21	S22	% Change
Undup Hdcnt	4,192	3,313	-21%
Total Sections	547	537	-2%
FTE	113.962	113.956	0%
Fill Rate	60%	51%	-9%
Productivity	378.60	314.28	-17%
FTEs	1,397	1,160	-17%



Rancho Cordova Center			
	S21	S22	% Change
Undup Hdcnt	2,233	1,803	-19%
Total Sections	145	147	1%
FTE	26.150	26.567	2%
Fill Rate	68%	49%	-19%
Productivity	402.67	298.39	-26%
FTEs	341	257	-25%



FLC Enrollment Totals

	S21	S22	% Change
Unduplicated Headcount	6,910	5,594	-19%
Total Sections	825	825	0%
FTE	169.572	170.363	0%
Fill Rate	59%	50%	-9%
Productivity (WSCH/FTE)	366.79	306.55	-16%
FTEs ([WSCH*17]/525)	2,014	1,691	-16%

Notes:

1. Fill Rate does not include Tutoring (1000), Work Experience (498/198), or Independent Study (495) sections.
2. Prison Education Program enrollment data included in the FLC totals but not in site totals.