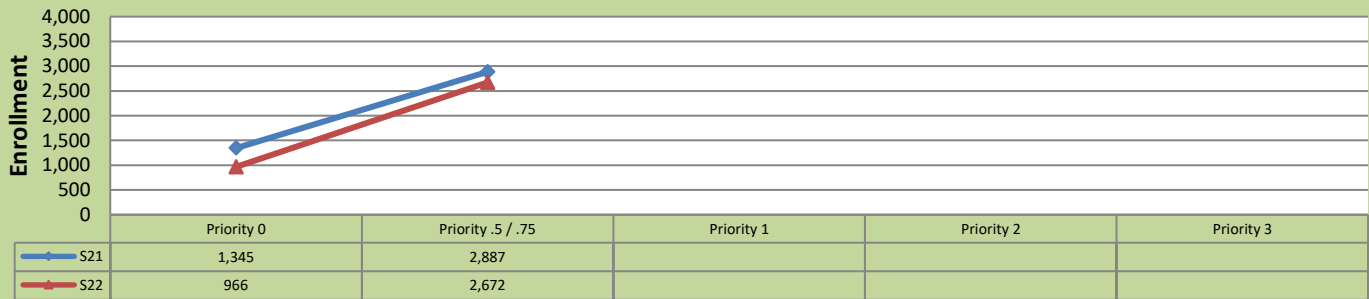


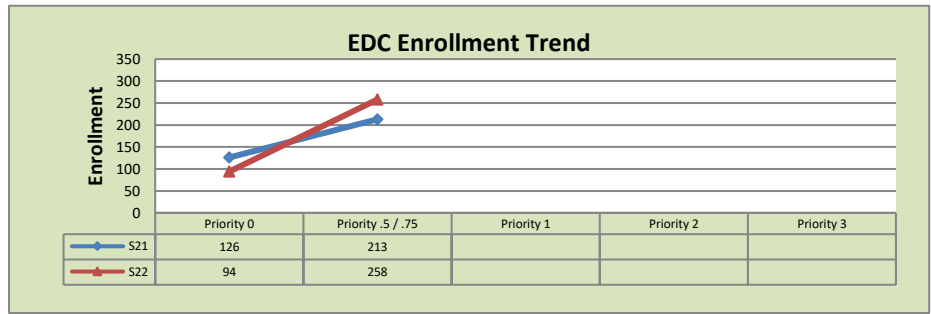
**Spring 2022 Weekly Enrollment Report**  
November 29, 2021: End of Priority .5 & .75 Registration Period

**Total Enrollment S21 and S22**  
**% Change S21 - S22 = -7.4%**

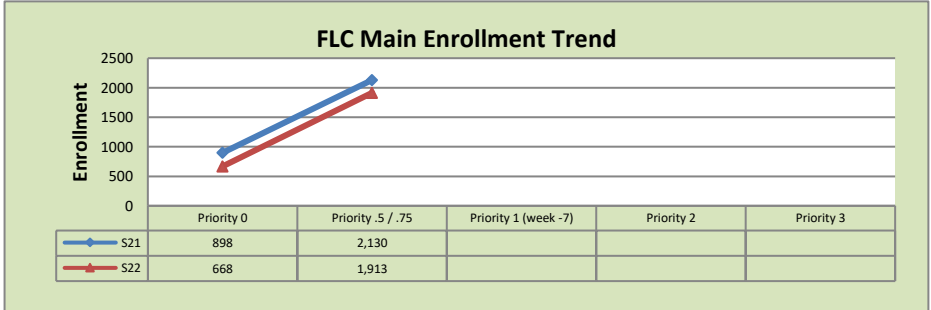


**Enrollment by Site**

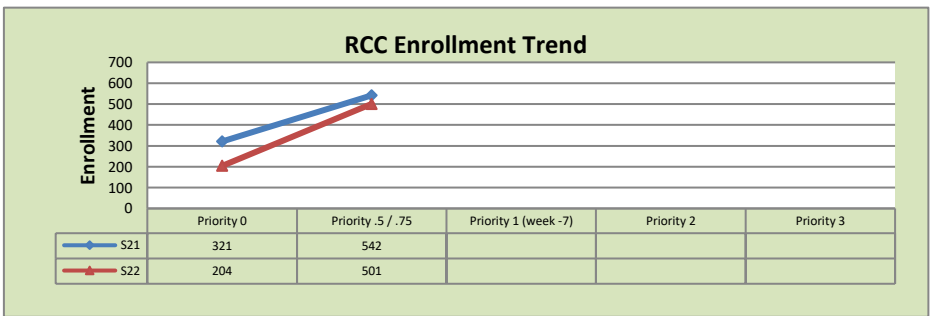
<b>El Dorado Center</b>			
	S21	S22	% Change
Undup Hdcnt	49	43	-12%
Total Sections	131	142	8%
FTE	29.260	29.997	3%
Fill Rate	7%	5%	-29%
Productivity	40.18	35.44	-12%
FTEs	38	34	-11%



<b>FLC Main</b>			
	S21	S22	% Change
Undup Hdcnt	653	581	-11%
Total Sections	544	536	-1%
FTE	112.962	113.181	0%
Fill Rate	13%	11%	-15%
Productivity	77.61	70.68	-9%
FTEs	284	259	-9%



<b>Rancho Cordova Center</b>			
	S21	S22	% Change
Undup Hdcnt	363	363	0%
Total Sections	145	148	2%
FTE	26.150	26.767	2%
Fill Rate	13%	10%	-23%
Productivity	80.04	64.6	-19%
FTEs	68	56	-18%



**FLC Enrollment Totals**

	S21	S22	% Change
<b>Unduplicated Headcount</b>	<b>1,065</b>	<b>987</b>	<b>-7%</b>
<b>Total Sections</b>	<b>822</b>	<b>831</b>	<b>1%</b>
<b>FTE</b>	<b>168.572</b>	<b>171.112</b>	<b>2%</b>
<b>Fill Rate</b>	<b>12%</b>	<b>10%</b>	<b>-17%</b>
<b>Productivity (WSCH/FTE)</b>	<b>71.43</b>	<b>63.07</b>	<b>-12%</b>
<b>FTEs ([WSCH*17]/525)</b>	<b>390</b>	<b>349</b>	<b>-11%</b>

**Notes:**

1. Fill Rate does not include Tutoring (1000), Work Experience (498/198), or Independent Study (495) sections.
2. Prison Education Program enrollment data included in the FLC totals but not in site totals.

**Enrollment started November 22. Semester starts January 15, 2022.**