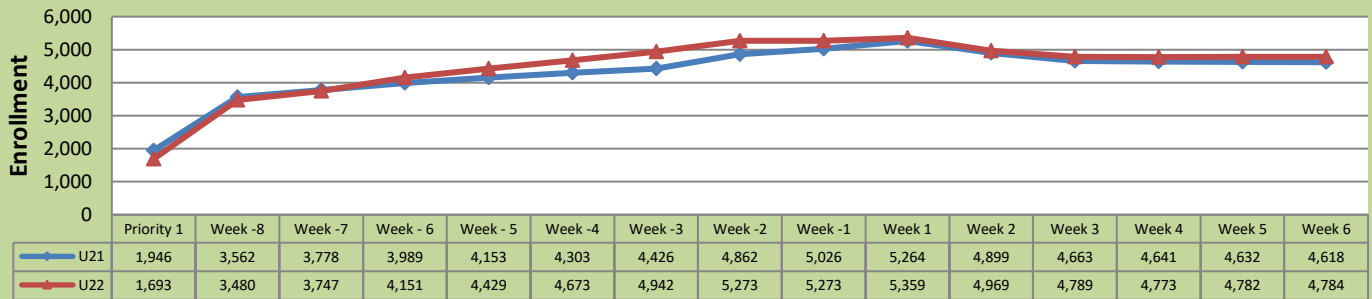


Summer 2022 Weekly Enrollment Report

July 11, 2022: Week 6

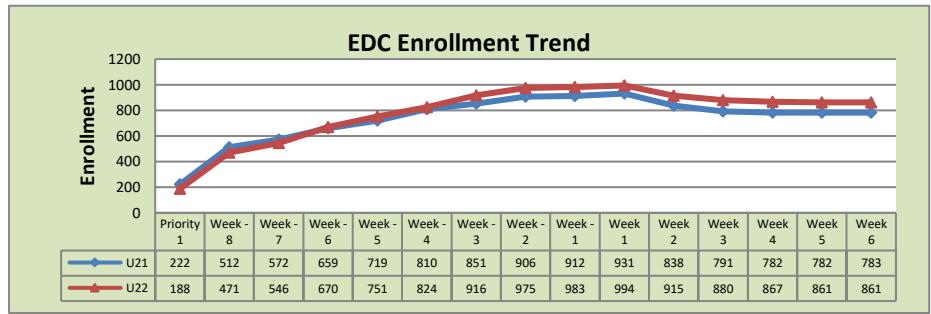
Total Enrollment U21 and U22

% Change U21 - U22 = 3.6%

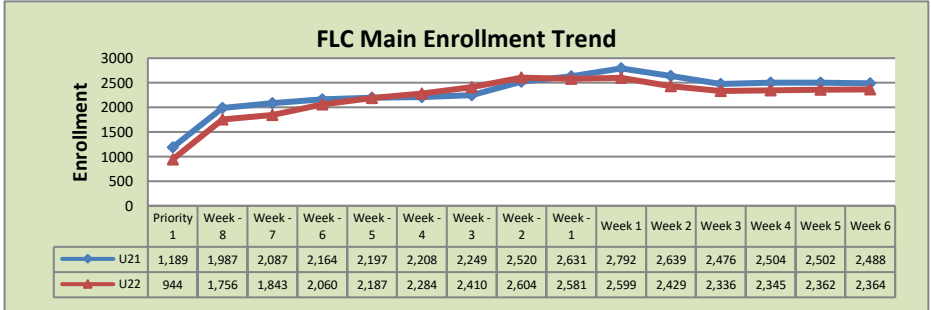


Enrollment by Site

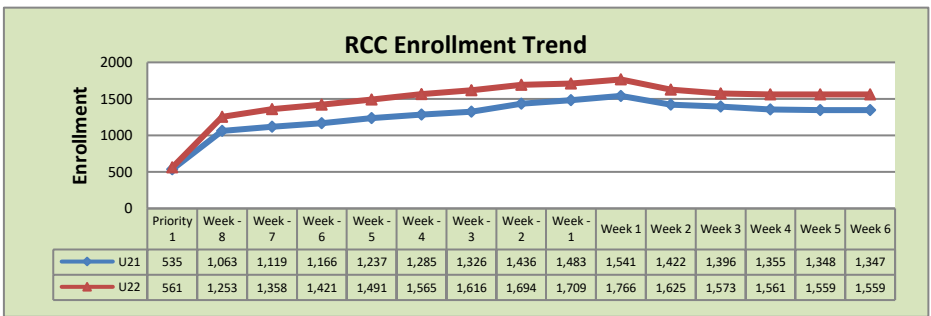
El Dorado Center			
	U21	U22	% Change
Undup Hdcnt	475	497	5%
Total Sections	29	30	3%
FTE	5.360	6.490	21%
Fill Rate	74%	80%	8%
Productivity	491.88	475.45	-3%
FTEs	85	100	18%



FLC Main			
	U21	U22	% Change
Undup Hdcnt	1,792	1,712	-4%
Total Sections	97	106	9%
FTE	16.413	17.715	8%
Fill Rate	90%	77%	-14%
Productivity	502.97	462.19	-8%
FTEs	267	265	-1%



Rancho Cordova Center			
	U21	U22	% Change
Undup Hdcnt	1,237	1,390	12%
Total Sections	58	47	-19%
FTE	8.600	9.733	13%
Fill Rate	88%	88%	0%
Productivity	499.92	523.41	5%
FTEs	139	165	19%



FLC Enrollment Totals

	U21	U22	% Change
Unduplicated Headcount	3,504	3,599	3%
Total Sections	185	183	-1%
FTE	30.573	33.938	11%
Fill Rate	86%	81%	-6%
Productivity (WSCH/FTE)	496.88	482.28	-3%
FTEs ((WSCH*17)/525)	492	530	8%

Notes:

1. Fill Rate does not include Tutoring (1000), Work Experience (498/198), or Independent Study (495) sections.

Enrollment started March 7. Semester starts June 6.