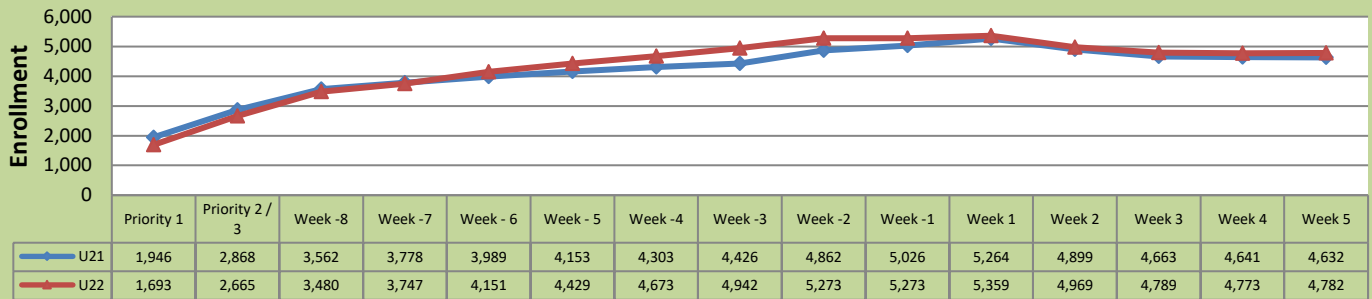


## Summer 2022 Weekly Enrollment Report

July 4, 2022: Week 5

### Total Enrollment U21 and U22

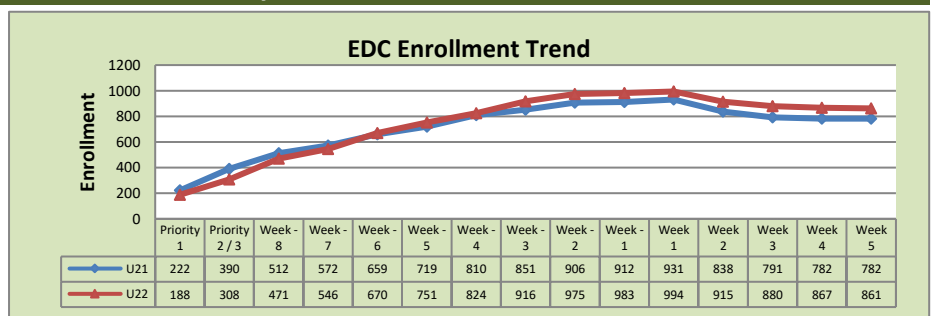
% Change U21 - U22 = 3.2%



### Enrollment by Site

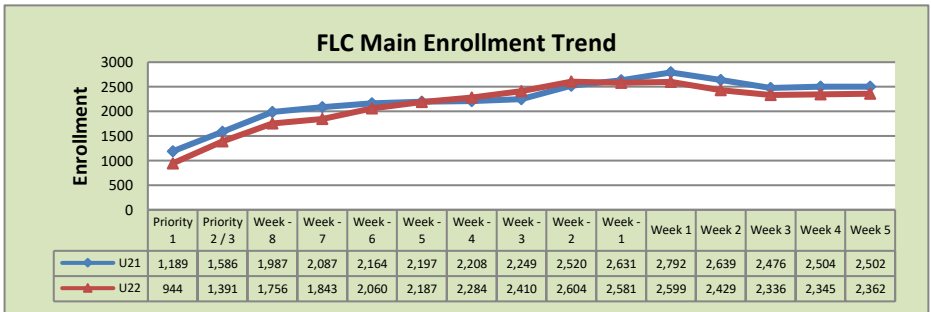
#### El Dorado Center

|                | U21    | U22    | % Change |
|----------------|--------|--------|----------|
| Undup Hdcnt    | 473    | 497    | 5%       |
| Total Sections | 29     | 30     | 3%       |
| FTE            | 5.360  | 6.490  | 21%      |
| Fill Rate      | 73%    | 80%    | 10%      |
| Productivity   | 491.32 | 475.45 | -3%      |
| FTEs           | 85     | 100    | 18%      |



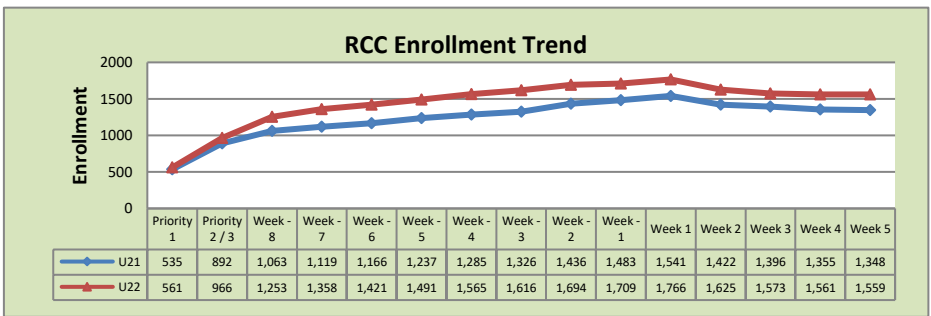
#### FLC Main

|                | U21    | U22    | % Change |
|----------------|--------|--------|----------|
| Undup Hdcnt    | 1,804  | 1,709  | -5%      |
| Total Sections | 97     | 106    | 9%       |
| FTE            | 16.413 | 17.715 | 8%       |
| Fill Rate      | 91%    | 77%    | -15%     |
| Productivity   | 505.14 | 461.94 | -9%      |
| FTEs           | 268    | 265    | -1%      |



#### Rancho Cordova Center

|                | U21    | U22    | % Change |
|----------------|--------|--------|----------|
| Undup Hdcnt    | 1,238  | 1,390  | 12%      |
| Total Sections | 58     | 47     | -19%     |
| FTE            | 8.600  | 9.733  | 13%      |
| Fill Rate      | 88%    | 88%    | 0%       |
| Productivity   | 500.27 | 523.41 | 5%       |
| FTEs           | 139    | 165    | 19%      |



### FLC Enrollment Totals

|                         | U21    | U22    | % Change |
|-------------------------|--------|--------|----------|
| Unduplicated Headcount  | 3,515  | 3,596  | 2%       |
| Total Sections          | 185    | 183    | -1%      |
| FTE                     | 30.573 | 33.938 | 11%      |
| Fill Rate               | 86%    | 81%    | -6%      |
| Productivity (WSCH/FTE) | 498.04 | 482.15 | -3%      |
| FTEs ((WSCH*17)/525)    | 493    | 530    | 8%       |

#### Notes:

1. Fill Rate does not include Tutoring (1000), Work Experience (498/198), or Independent Study (495) sections.

Enrollment started March 7. Semester starts June 6.