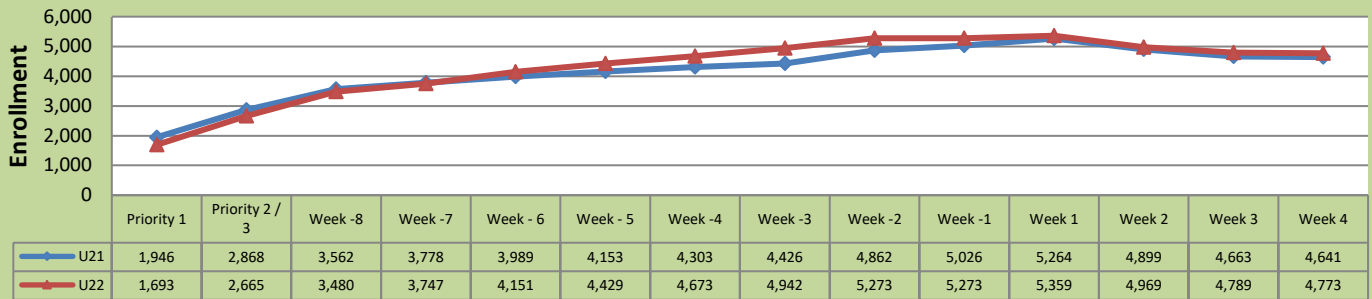


Summer 2022 Weekly Enrollment Report

June 27, 2022: Week 4

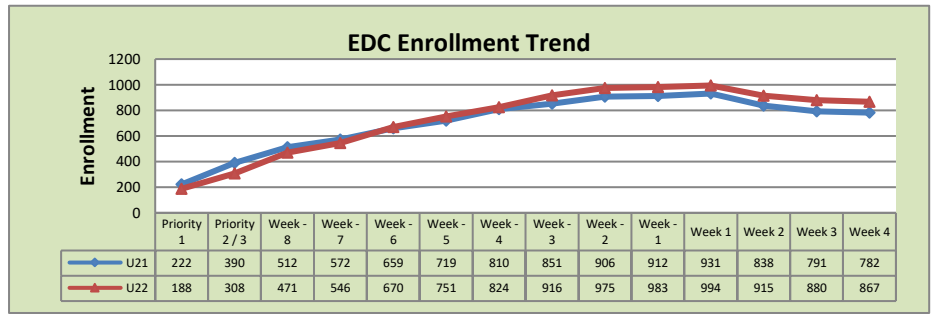
Total Enrollment U21 and U22

% Change U21 - U22 = 2.8%

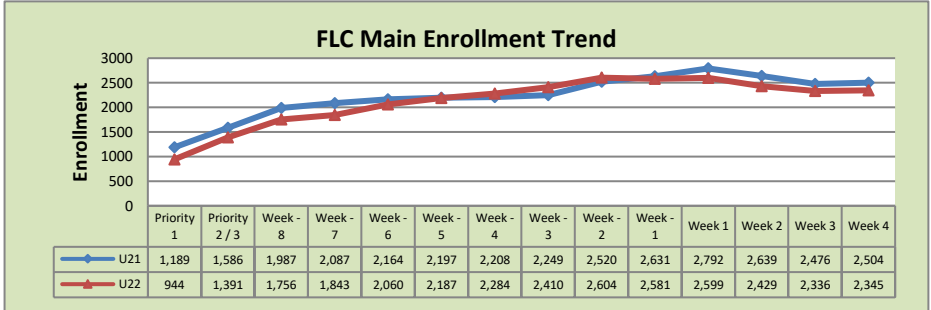


Enrollment by Site

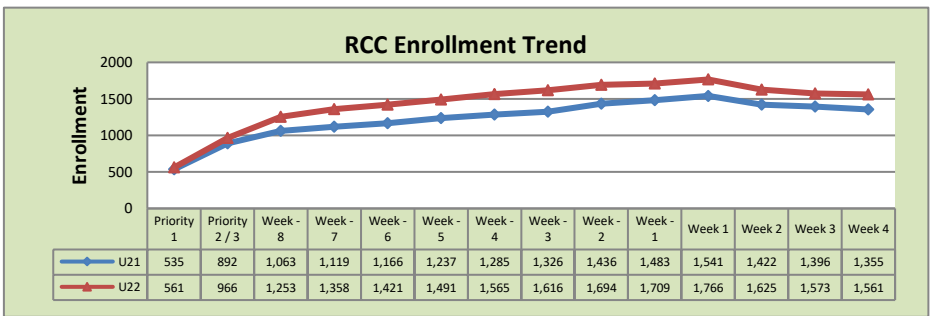
El Dorado Center			
	U21	U22	% Change
Undup Hdcnt	473	499	5%
Total Sections	29	30	3%
FTE	5.360	6.490	21%
Fill Rate	73%	81%	11%
Productivity	491.32	478.31	-3%
FTEs	85	101	19%



FLC Main			
	U21	U22	% Change
Undup Hdcnt	1,803	1,694	-6%
Total Sections	97	105	8%
FTE	16.413	17.115	4%
Fill Rate	91%	77%	-15%
Productivity	505.75	476.07	-6%
FTEs	269	264	-2%



Rancho Cordova Center			
	U21	U22	% Change
Undup Hdcnt	1,244	1,392	12%
Total Sections	58	47	-19%
FTE	8.600	9.733	13%
Fill Rate	89%	89%	0%
Productivity	502.71	524.04	4%
FTEs	140	165	18%



FLC Enrollment Totals

	U21	U22	% Change
Unduplicated Headcount	3,520	3,585	2%
Total Sections	185	182	-2%
FTE	30.573	33.338	9%
Fill Rate	86%	81%	-6%
Productivity (WSCH/FTE)	499.05	490.51	-2%
FTEs ((WSCH*17)/525)	494	530	7%

Notes:

1. Fill Rate does not include Tutoring (1000), Work Experience (498/198), or Independent Study (495) sections.

Enrollment started March 7. Semester starts June 6.