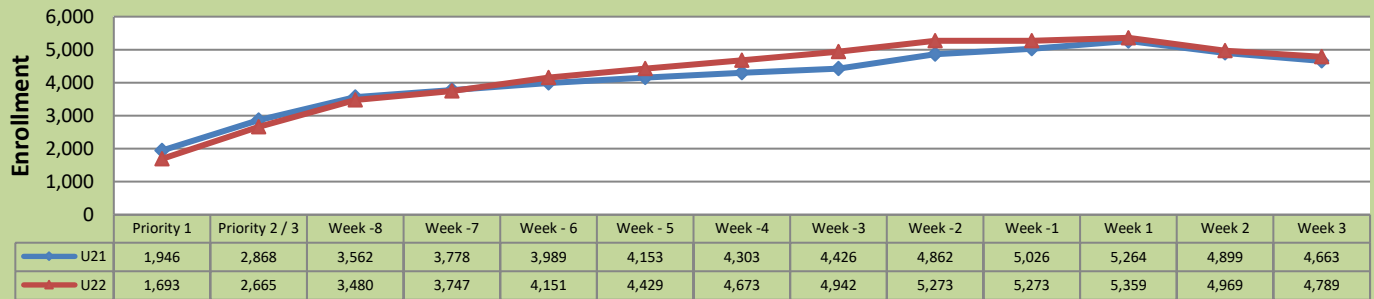


## Summer 2022 Weekly Enrollment Report

June 21, 2022: Week 3

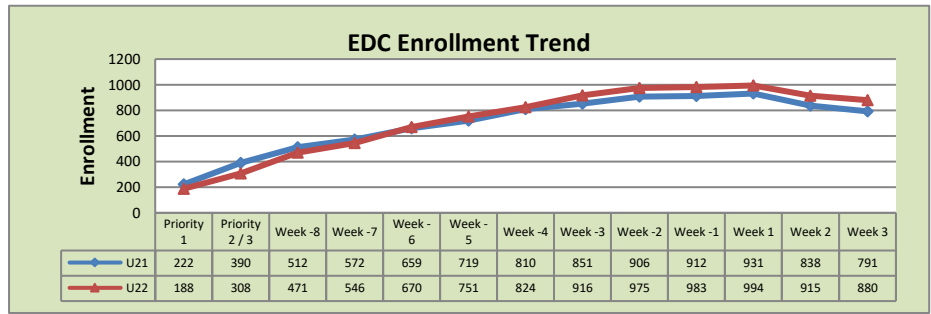
### Total Enrollment U21 and U22

% Change U21 - U22 = 2.7%

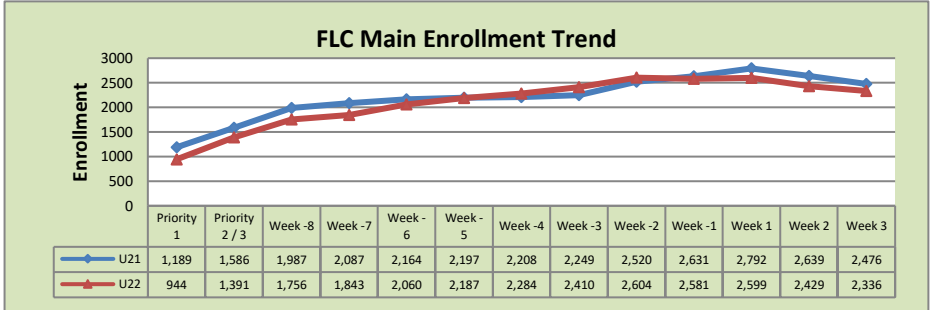


### Enrollment by Site

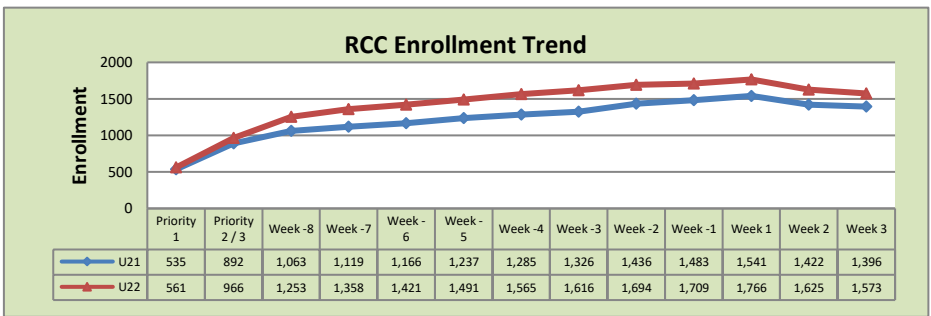
El Dorado Center			
	U21	U22	% Change
Undup Hdcnt	482	506	5%
Total Sections	29	30	3%
FTE	5.360	6.490	21%
Fill Rate	74%	82%	11%
Productivity	495.17	484.49	-2%
FTEs	86	102	19%



FLC Main			
	U21	U22	% Change
Undup Hdcnt	1,777	1,685	-5%
Total Sections	97	105	8%
FTE	16.263	17.115	5%
Fill Rate	90%	77%	-14%
Productivity	505.10	474.39	-6%
FTEs	266	263	-1%



Rancho Cordova Center			
	U21	U22	% Change
Undup Hdcnt	1,267	1,401	11%
Total Sections	59	47	-20%
FTE	8.800	9.733	11%
Fill Rate	89%	89%	0%
Productivity	501.74	527.75	5%
FTEs	143	166	16%



### FLC Enrollment Totals

	U21	U22	% Change
<b>Unduplicated Headcount</b>	<b>3,526</b>	<b>3,592</b>	2%
<b>Total Sections</b>	<b>186</b>	<b>182</b>	-2%
<b>FTE</b>	<b>30.623</b>	<b>33.338</b>	9%
<b>Fill Rate</b>	<b>86%</b>	<b>81%</b>	-6%
<b>Productivity (WSCH/FTE)</b>	<b>499.10</b>	<b>491.94</b>	-1%
<b>FTEs ((WSCH*17)/525)</b>	<b>465</b>	<b>531</b>	14%

#### Notes:

1. Fill Rate does not include Tutoring (1000), Work Experience (498/198), or Independent Study (495) sections.

Enrollment started March 7. Semester starts June 6.