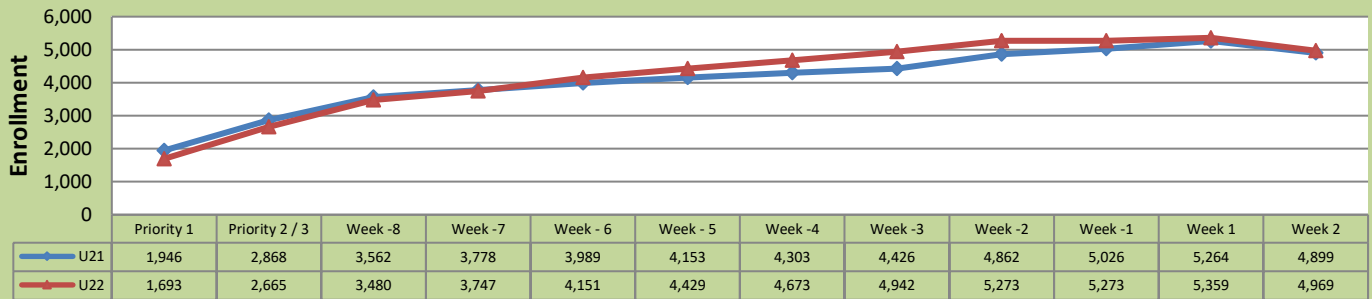


Summer 2022 Weekly Enrollment Report

June 13, 2022: Week 2

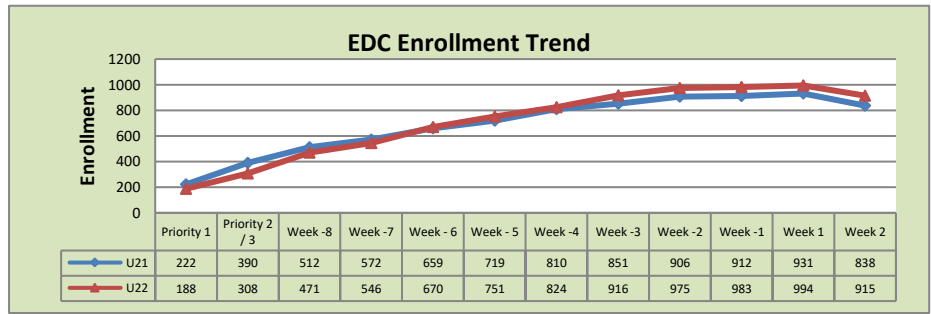
Total Enrollment U21 and U22

% Change U21 - U22 = 1.4%

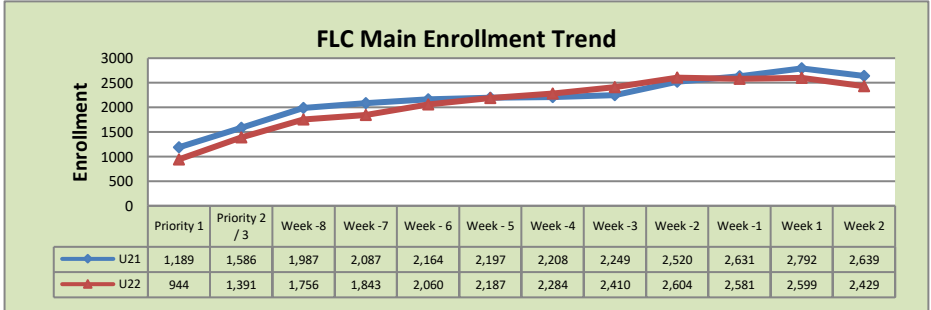


Enrollment by Site

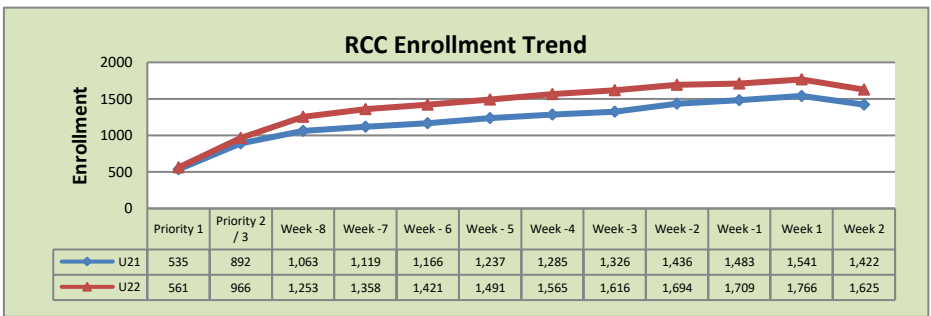
| El Dorado Center | | | |
|------------------|--------|--------|----------|
| | U21 | U22 | % Change |
| Undup Hdcnt | 493 | 510 | 3% |
| Total Sections | 29 | 30 | 3% |
| FTE | 5.360 | 6.490 | 21% |
| Fill Rate | 76% | 83% | 9% |
| Productivity | 527.20 | 500.82 | -5% |
| FTEs | 91 | 105 | 15% |



| FLC Main | | | |
|----------------|--------|--------|----------|
| | U21 | U22 | % Change |
| Undup Hdcnt | 1,852 | 1,732 | -6% |
| Total Sections | 97 | 106 | 9% |
| FTE | 16.263 | 17.381 | 7% |
| Fill Rate | 94% | 77% | -18% |
| Productivity | 560.32 | 484.73 | -13% |
| FTEs | 295 | 273 | -7% |



| Rancho Cordova Center | | | |
|-----------------------|--------|-------|----------|
| | U21 | U22 | % Change |
| Undup Hdcnt | 1,285 | 1,446 | 13% |
| Total Sections | 59 | 47 | -20% |
| FTE | 8.800 | 9.733 | 11% |
| Fill Rate | 89% | 90% | 1% |
| Productivity | 582.09 | 545.3 | -6% |
| FTEs | 166 | 172 | 4% |



FLC Enrollment Totals

| | U21 | U22 | % Change |
|-------------------------|--------|--------|----------|
| Unduplicated Headcount | 3,630 | 3,688 | 2% |
| Total Sections | 186 | 183 | -2% |
| FTE | 30.623 | 33.604 | 10% |
| Fill Rate | 89% | 82% | -8% |
| Productivity (WSCH/FTE) | 557.12 | 505.38 | -9% |
| FTEs ((WSCH*17)/525) | 552 | 550 | 0% |

Notes:

1. Fill Rate does not include Tutoring (1000), Work Experience (498/198), or Independent Study (495) sections.

Enrollment started March 7. Semester starts June 6.