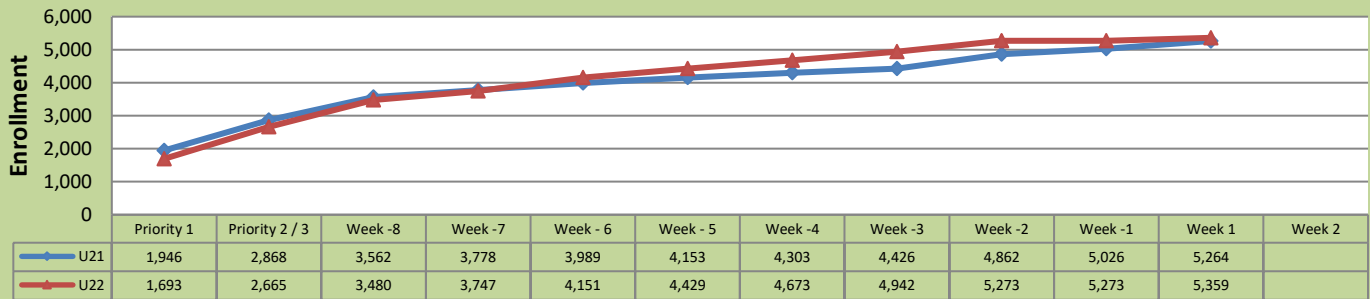


Summer 2022 Weekly Enrollment Report

June 6, 2022: Week 1

Total Enrollment U21 and U22

% Change U21 - U22 = 1.8%

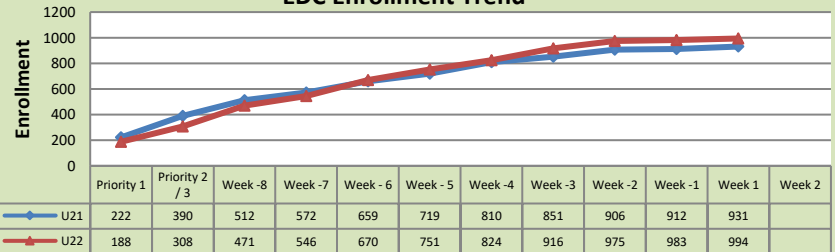


Enrollment by Site

El Dorado Center

	U21	U22	% Change
Undup Hdcnt	531	537	1%
Total Sections	29	30	3%
FTE	5.360	6.490	21%
Fill Rate	84%	90%	7%
Productivity	585.23	543.28	-7%
FTEs	102	114	12%

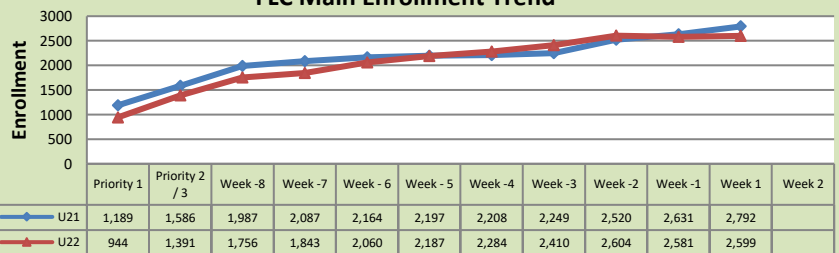
EDC Enrollment Trend



FLC Main

	U21	U22	% Change
Undup Hdcnt	1,912	1,820	-5%
Total Sections	97	107	10%
FTE	16.225	17.481	8%
Fill Rate	98%	83%	-15%
Productivity	606.12	518.69	-14%
FTEs	318	294	-8%

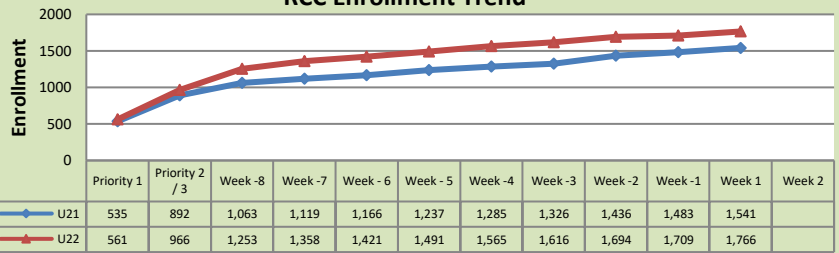
FLC Main Enrollment Trend



Rancho Cordova Center

	U21	U22	% Change
Undup Hdcnt	1,393	1,551	11%
Total Sections	59	47	-20%
FTE	8.800	9.733	11%
Fill Rate	99%	97%	-2%
Productivity	624.46	596.38	-4%
FTEs	178	188	6%

RCC Enrollment Trend



FLC Enrollment Totals

	U21	U22	% Change
Unduplicated Headcount	3,836	3,908	2%
Total Sections	186	184	-1%
FTE	30.585	33.704	10%
Fill Rate	95%	88%	-7%
Productivity (WSCH/FTE)	603.77	545.86	-10%
FTEs ([WSCH*17]/525)	598	596	0%

Notes:

1. Fill Rate does not include Tutoring (1000), Work Experience (498/198), or Independent Study (495) sections.

Enrollment started March 7. Semester starts June 6.