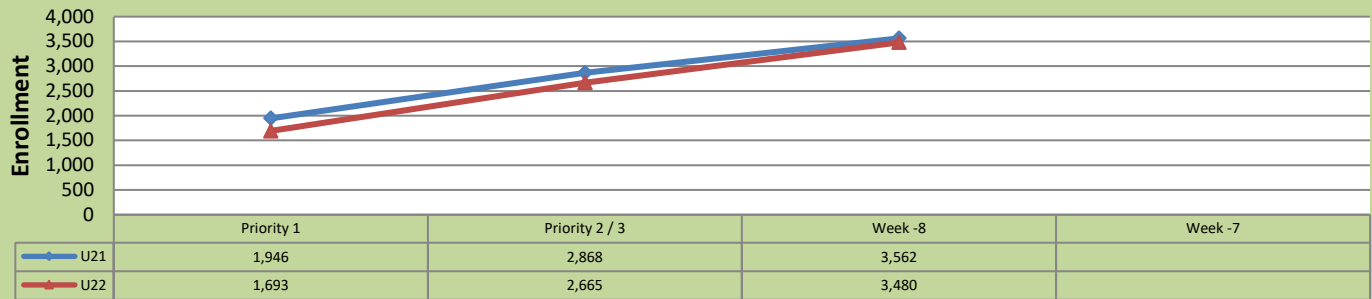


## Summer 2022 Weekly Enrollment Report

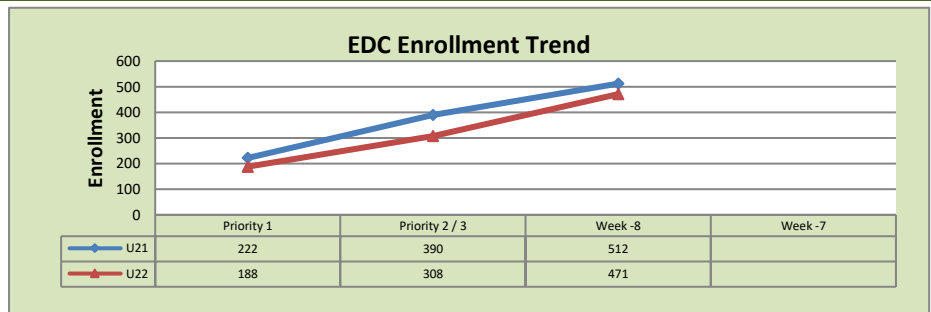
April 11, 2022: Week -8

**Total Enrollment U22 and U21**  
**% Change U21 - U22 = -2.3%**

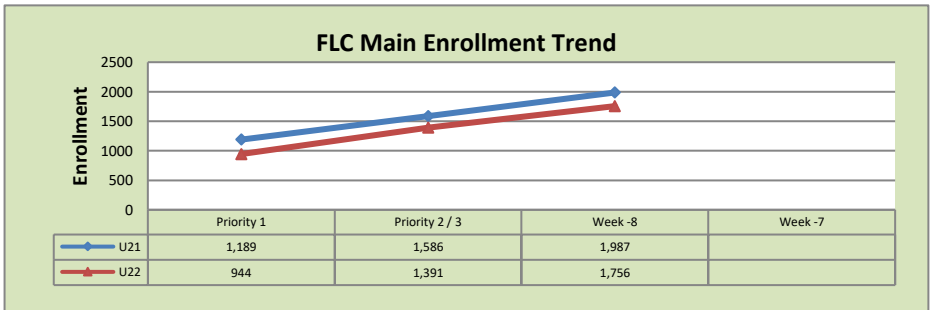


### Enrollment by Site

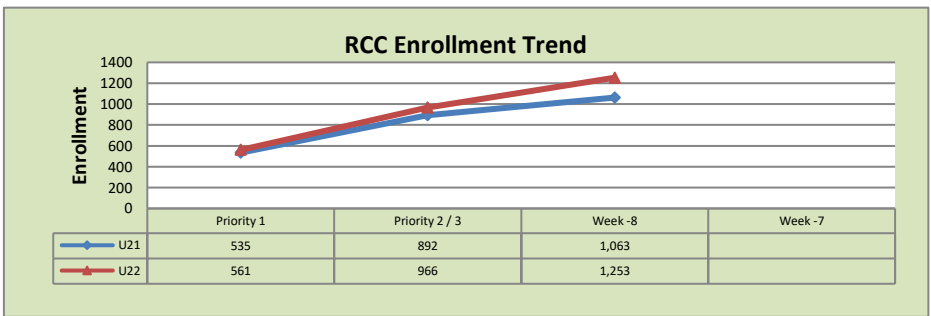
El Dorado Center			
	U21	U22	% Change
Undup Hdcnt	272	246	-10%
Total Sections	28	34	21%
FTE	5.083	6.556	29%
Fill Rate	51%	39%	-24%
Productivity	357.78	254.93	-29%
FTEs	59	54	-8%



FLC Main			
	U21	U22	% Change
Undup Hdcnt	1,390	1,162	-16%
Total Sections	90	101	12%
FTE	14.889	16.478	11%
Fill Rate	78%	61%	-22%
Productivity	489.26	371.53	-24%
FTEs	236	198	-16%



Rancho Cordova Center			
	U21	U22	% Change
Undup Hdcnt	945	1,069	13%
Total Sections	56	40	-29%
FTE	7.867	8.533	8%
Fill Rate	77%	83%	8%
Productivity	436.82	486.03	11%
FTEs	111	134	21%



### FLC Enrollment Totals

	U21	U22	% Change
<b>Unduplicated Headcount</b>	<b>2,607</b>	<b>2,477</b>	-5%
<b>Total Sections</b>	<b>180</b>	<b>175</b>	-3%
<b>FTE</b>	<b>29.039</b>	<b>31.568</b>	9%
<b>Fill Rate</b>	<b>69%</b>	<b>61%</b>	-12%
<b>Productivity (WSCH/FTE)</b>	<b>431.82</b>	<b>378.27</b>	-12%
<b>FTEs ((WSCH*17)/525)</b>	<b>406</b>	<b>387</b>	-5%

#### Notes:

1. Fill Rate does not include Tutoring (1000), Work Experience (498/198), or Independent Study (495) sections.

Enrollment started March 7. Semester starts June 6.