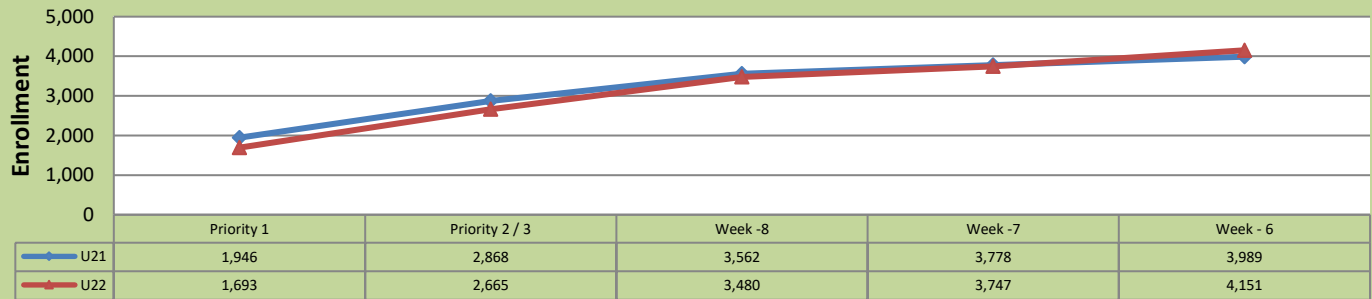


Summer 2022 Weekly Enrollment Report

April 25, 2022: Week -6

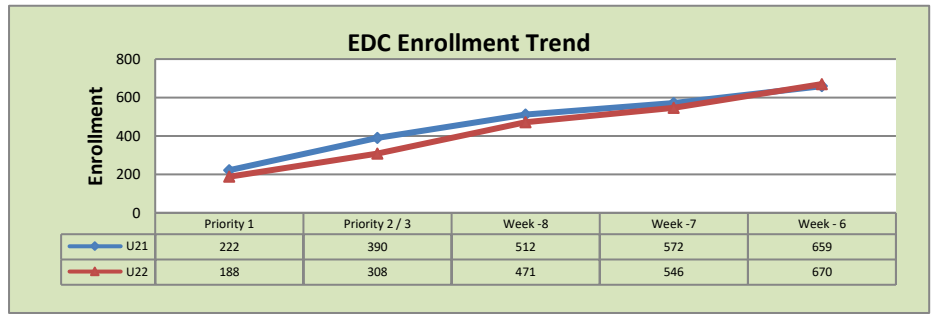
Total Enrollment U22 and U21

% Change U21 - U22 = 4.1%

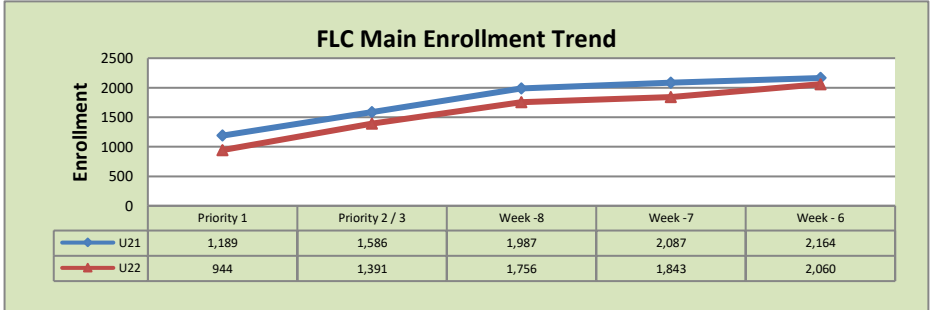


Enrollment by Site

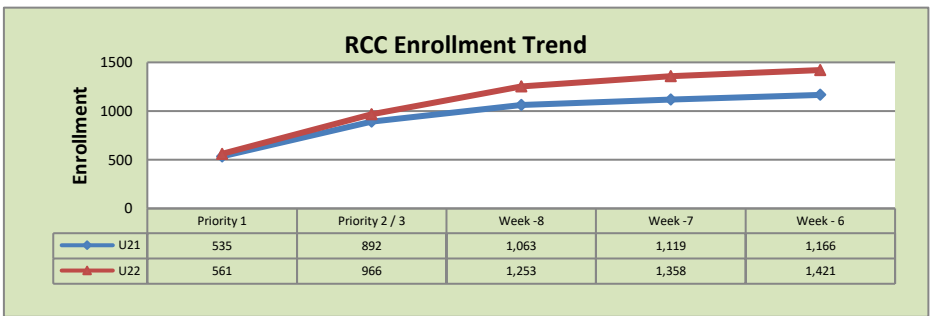
El Dorado Center			
	U21	U22	% Change
Undup Hdcnt	372	352	-5%
Total Sections	28	34	21%
FTE	5.093	6.556	29%
Fill Rate	63%	54%	-14%
Productivity	443.90	362.07	-18%
FTEs	73	77	5%



FLC Main			
	U21	U22	% Change
Undup Hdcnt	1,530	1,384	-10%
Total Sections	90	103	14%
FTE	14.889	17.011	14%
Fill Rate	85%	70%	-18%
Productivity	539.36	430.73	-20%
FTEs	260	237	-9%



Rancho Cordova Center			
	U21	U22	% Change
Undup Hdcnt	1,054	1,224	16%
Total Sections	56	40	-29%
FTE	7.867	8.533	8%
Fill Rate	85%	93%	9%
Productivity	481.87	548.16	14%
FTEs	123	151	23%



FLC Enrollment Totals

	U21	U22	% Change
Unduplicated Headcount	2,956	2,960	0%
Total Sections	180	177	-2%
FTE	29.049	32.101	11%
Fill Rate	77%	72%	-6%
Productivity (WSCH/FTE)	484.77	447.92	-8%
FTEs ((WSCH*17)/525)	456	466	2%

Notes:

1. Fill Rate does not include Tutoring (1000), Work Experience (498/198), or Independent Study (495) sections.

Enrollment started March 7. Semester starts June 6.