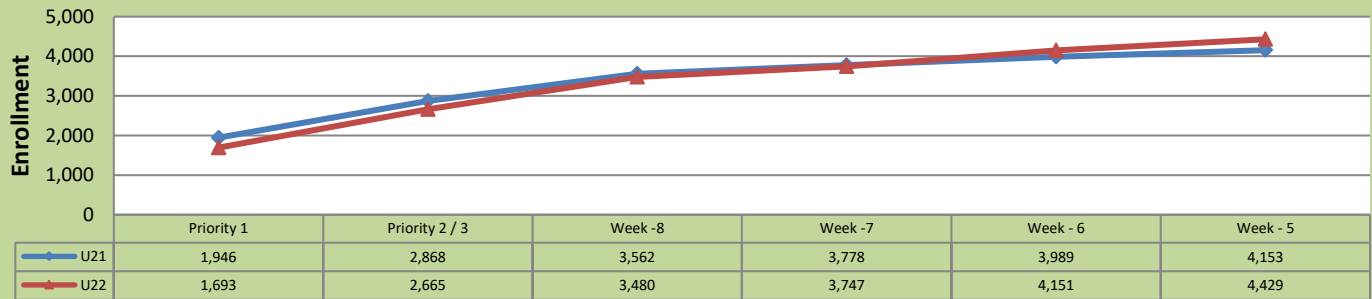


Summer 2022 Weekly Enrollment Report

May 2, 2022: Week -5

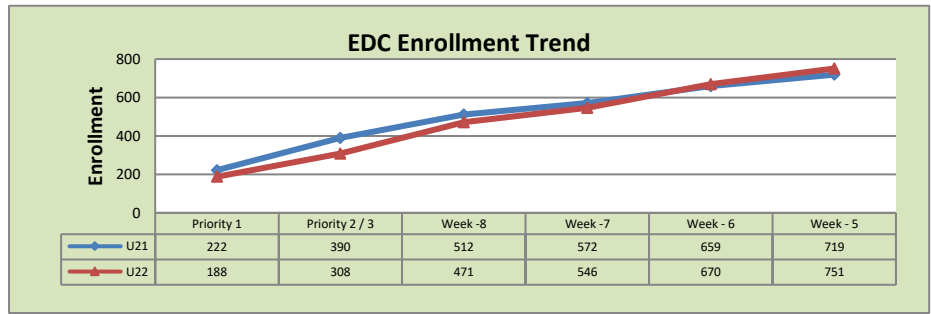
Total Enrollment U21 and U22

% Change U21 - U22 = 6.6%

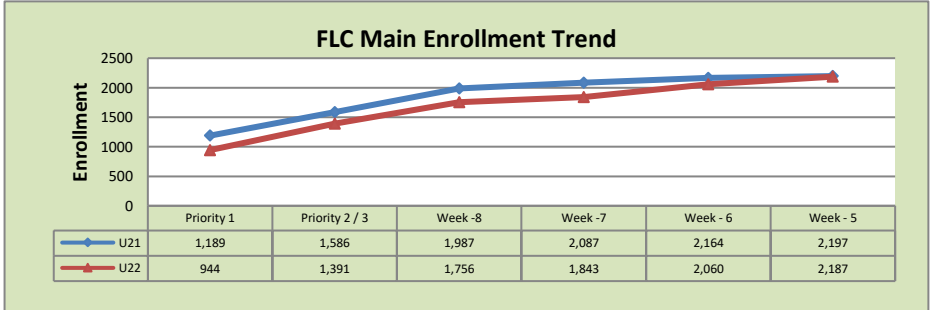


Enrollment by Site

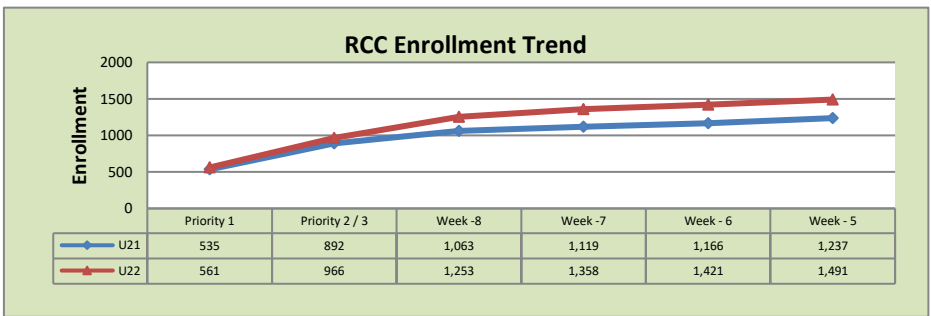
El Dorado Center			
	U21	U22	% Change
Undup Hdcnt	421	396	-6%
Total Sections	28	34	21%
FTE	5.093	6.556	29%
Fill Rate	68%	60%	-12%
Productivity	478.75	403.79	-16%
FTEs	79	86	9%



FLC Main			
	U21	U22	% Change
Undup Hdcnt	1,557	1,493	-4%
Total Sections	90	103	14%
FTE	15.189	17.211	13%
Fill Rate	88%	74%	-16%
Productivity	536.02	451.04	-16%
FTEs	264	251	-5%



Rancho Cordova Center			
	U21	U22	% Change
Undup Hdcnt	1,120	1,285	15%
Total Sections	55	44	-20%
FTE	7.667	9.133	19%
Fill Rate	93%	90%	-3%
Productivity	521.60	536.72	3%
FTEs	129	159	23%



FLC Enrollment Totals

	U21	U22	% Change
Unduplicated Headcount	3,098	3,174	2%
Total Sections	179	181	1%
FTE	29.149	32.901	13%
Fill Rate	81%	75%	-7%
Productivity (WSCH/FTE)	500.15	465.41	-7%
FTEs ((WSCH*17)/525)	472	496	5%

Notes:

1. Fill Rate does not include Tutoring (1000), Work Experience (498/198), or Independent Study (495) sections.

Enrollment started March 7. Semester starts June 6.