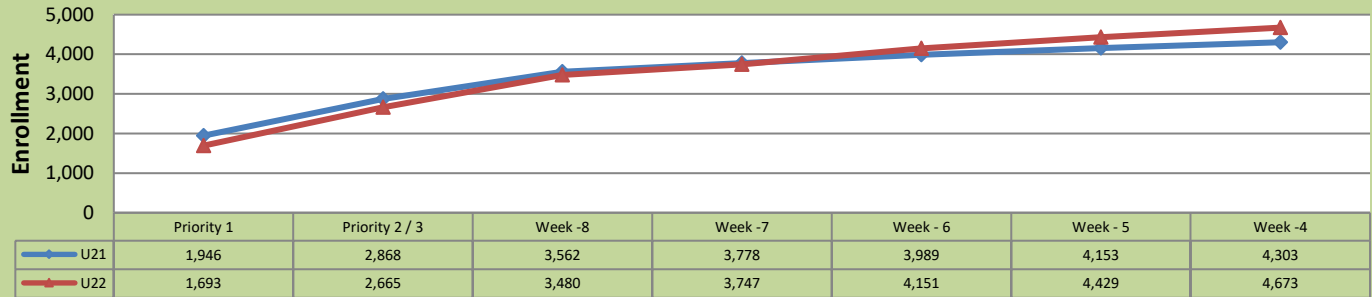


Summer 2022 Weekly Enrollment Report

May 9, 2022: Week -4

Total Enrollment U21 and U22

% Change U21 - U22 = 8.6%

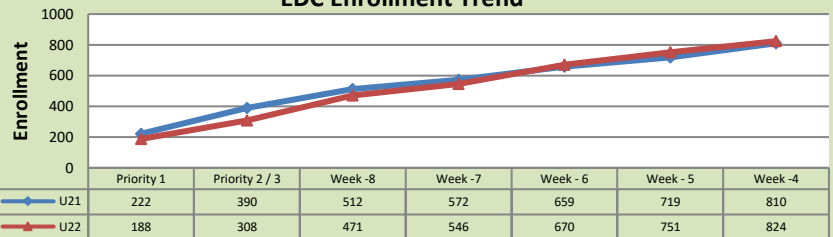


Enrollment by Site

El Dorado Center

	U21	U22	% Change
Undup Hdcnt	476	445	-7%
Total Sections	29	30	3%
FTE	5.360	6.490	21%
Fill Rate	75%	75%	0%
Productivity	510.12	446.61	-12%
FTEs	89	94	6%

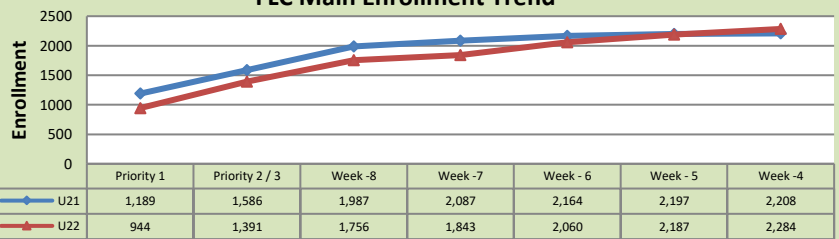
EDC Enrollment Trend



FLC Main

	U21	U22	% Change
Undup Hdcnt	1,569	1,565	0%
Total Sections	89	104	17%
FTE	14.922	17.228	15%
Fill Rate	90%	77%	-14%
Productivity	545.05	467.46	-14%
FTEs	263	261	-1%

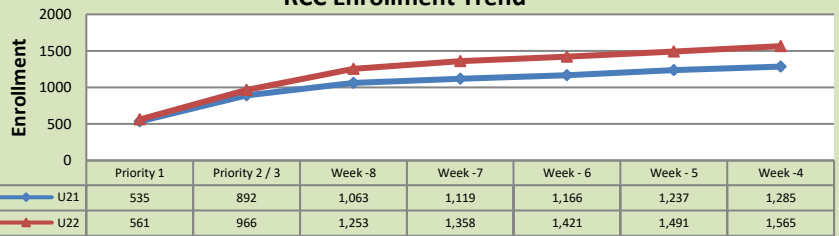
FLC Main Enrollment Trend



Rancho Cordova Center

	U21	U22	% Change
Undup Hdcnt	1,177	1,350	15%
Total Sections	55	44	-20%
FTE	7.667	9.133	19%
Fill Rate	97%	93%	-4%
Productivity	555.14	562.08	1%
FTEs	138	166	20%

RCC Enrollment Trend



FLC Enrollment Totals

	U21	U22	% Change
Unduplicated Headcount	3,222	3,360	4%
Total Sections	179	178	-1%
FTE	29.149	32.851	13%
Fill Rate	84%	81%	-4%
Productivity (WSCH/FTE)	518.84	489.64	-6%
FTEs ((WSCH*17)/525)	490	521	6%

Notes:

1. Fill Rate does not include Tutoring (1000), Work Experience (498/198), or Independent Study (495) sections.

Enrollment started March 7. Semester starts June 6.