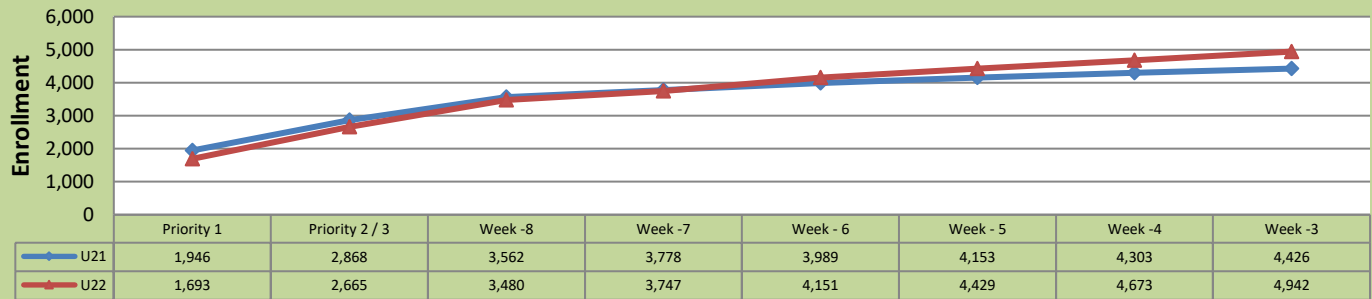


## Summer 2022 Weekly Enrollment Report

May 16, 2022: Week -3

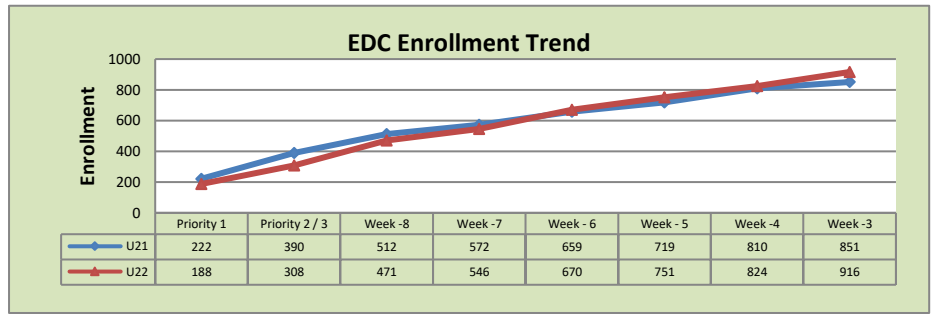
### Total Enrollment U21 and U22

% Change U21 - U22 = 11.7%

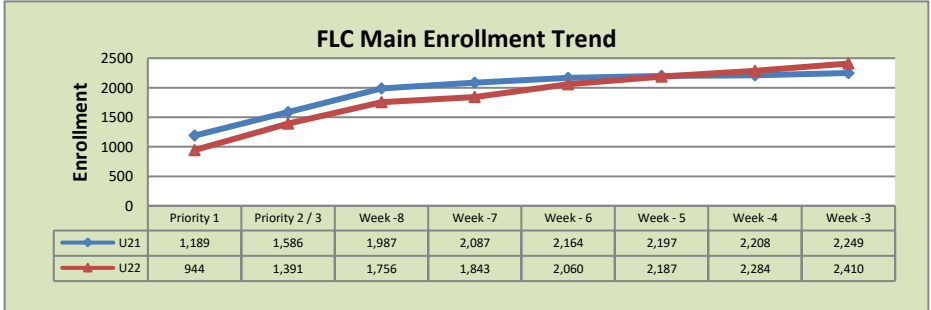


### Enrollment by Site

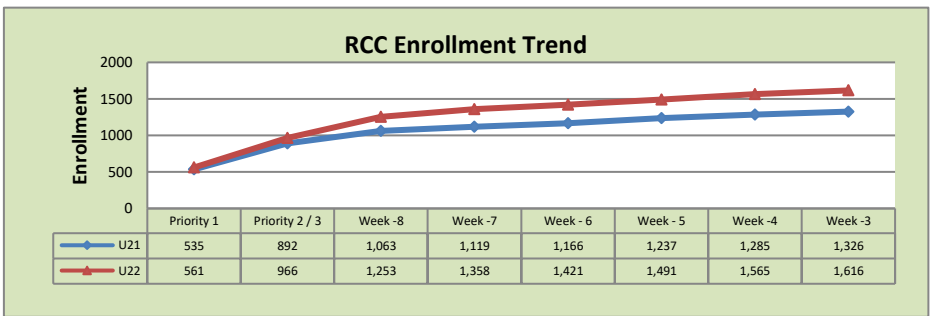
El Dorado Center			
	U21	U22	% Change
Undup Hdcnt	504	493	-2%
Total Sections	29	30	3%
FTE	5.360	6.490	21%
Fill Rate	79%	83%	5%
Productivity	532.83	501.44	-6%
FTEs	92	105	14%



FLC Main			
	U21	U22	% Change
Undup Hdcnt	1,613	1,640	2%
Total Sections	91	106	16%
FTE	15.259	17.528	15%
Fill Rate	88%	79%	-10%
Productivity	541.53	481.39	-11%
FTEs	268	273	2%



Rancho Cordova Center			
	U21	U22	% Change
Undup Hdcnt	1,211	1,400	16%
Total Sections	55	44	-20%
FTE	7.667	9.133	19%
Fill Rate	99%	96%	-3%
Productivity	591.27	579.1	-2%
FTEs	147	171	16%



### FLC Enrollment Totals

	U21	U22	% Change
<b>Unduplicated Headcount</b>	<b>3,328</b>	<b>3,533</b>	6%
<b>Total Sections</b>	<b>181</b>	<b>180</b>	-1%
<b>FTE</b>	<b>29.485</b>	<b>33.151</b>	12%
<b>Fill Rate</b>	<b>85%</b>	<b>84%</b>	-1%
<b>Productivity (WSCH/FTE)</b>	<b>530.84</b>	<b>512.23</b>	-4%
<b>FTEs ((WSCH*17)/525)</b>	<b>507</b>	<b>550</b>	8%

#### Notes:

1. Fill Rate does not include Tutoring (1000), Work Experience (498/198), or Independent Study (495) sections.

Enrollment started March 7. Semester starts June 6.