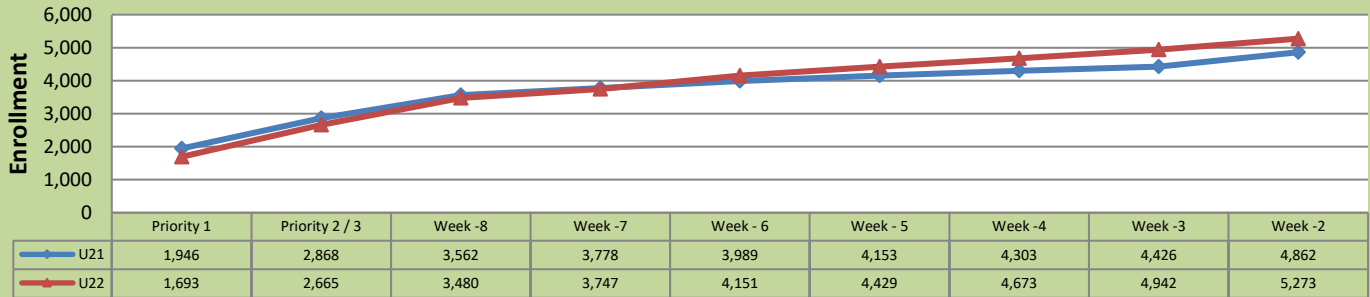


## Summer 2022 Weekly Enrollment Report

May 23, 2022: Week -2

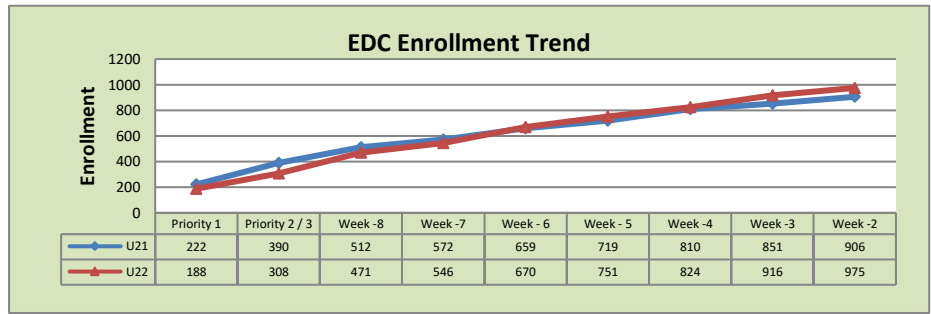
### Total Enrollment U21 and U22

% Change U21 - U22 = 8.5%

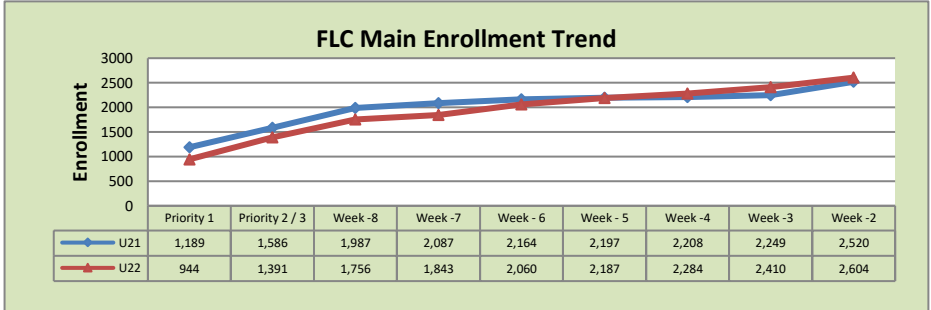


### Enrollment by Site

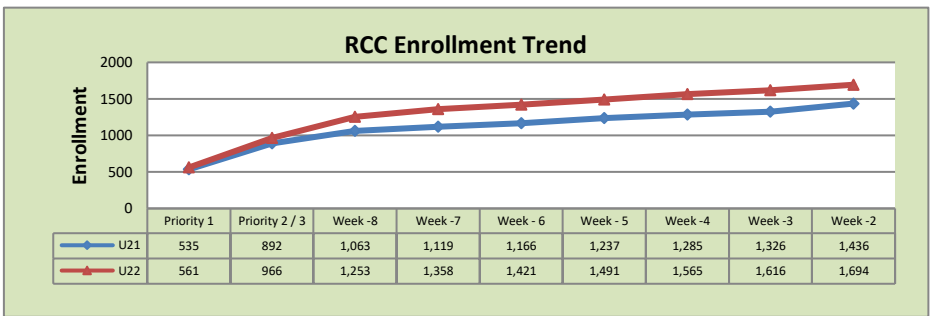
El Dorado Center			
	U21	U22	% Change
Undup Hdcnt	518	518	0%
Total Sections	29	30	3%
FTE	5.360	6.490	21%
Fill Rate	81%	88%	9%
Productivity	562.72	533.88	-5%
FTEs	98	112	14%



FLC Main			
	U21	U22	% Change
Undup Hdcnt	1,779	1,778	0%
Total Sections	95	107	13%
FTE	16.059	17.461	9%
Fill Rate	90%	83%	-8%
Productivity	564.33	523.33	-7%
FTEs	293	296	1%



Rancho Cordova Center			
	U21	U22	% Change
Undup Hdcnt	1,300	1,466	13%
Total Sections	57	45	-21%
FTE	8.134	9.333	15%
Fill Rate	97%	96%	-1%
Productivity	632.48	597.9	-5%
FTEs	167	181	8%



### FLC Enrollment Totals

	U21	U22	% Change
Unduplicated Headcount	3,597	3,762	5%
Total Sections	185	182	-2%
FTE	30.352	33.284	10%
Fill Rate	88%	87%	-1%
Productivity (WSCH/FTE)	567.43	546.30	-4%
FTEs ((WSCH*17)/525)	558	589	6%

#### Notes:

1. Fill Rate does not include Tutoring (1000), Work Experience (498/198), or Independent Study (495) sections.

Enrollment started March 7. Semester starts June 6.