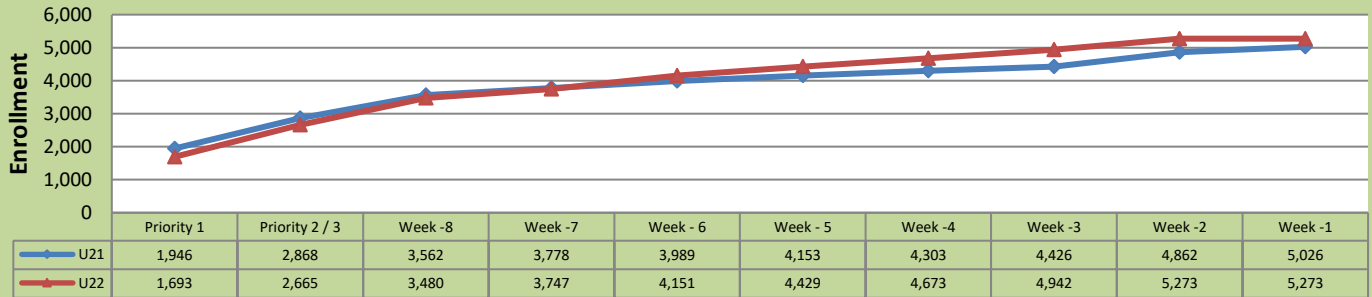


Summer 2022 Weekly Enrollment Report

May 31, 2022: Week -1

Total Enrollment U21 and U22

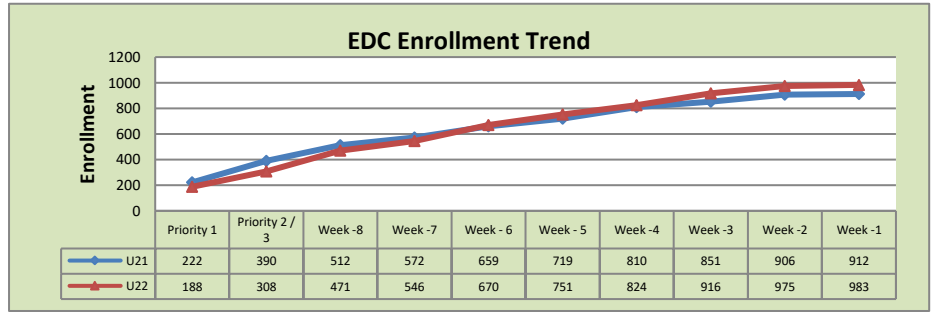
% Change U21 - U22 = 4.9%



Enrollment by Site

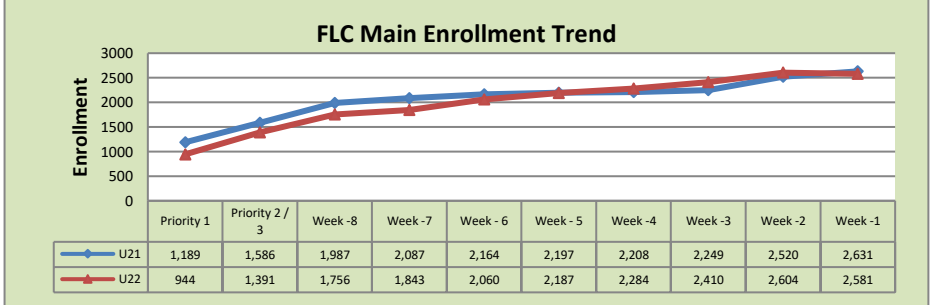
El Dorado Center

	U21	U22	% Change
Undup Hdcnt	519	531	2%
Total Sections	29	30	3%
FTE	5.360	6.490	21%
Fill Rate	82%	88%	7%
Productivity	576.28	538.44	-7%
FTEs	100	113	13%



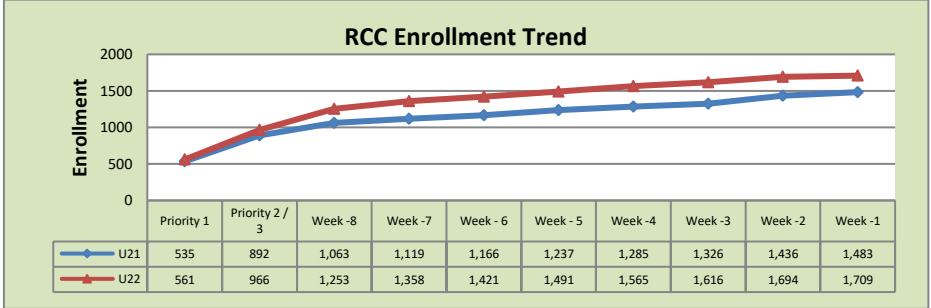
FLC Main

	U21	U22	% Change
Undup Hdcnt	1,850	1,799	-3%
Total Sections	97	107	10%
FTE	16.525	17.461	6%
Fill Rate	93%	81%	-13%
Productivity	570.20	515.12	-10%
FTEs	305	291	-5%



Rancho Cordova Center

	U21	U22	% Change
Undup Hdcnt	1,338	1,496	12%
Total Sections	59	45	-24%
FTE	8.800	9.333	6%
Fill Rate	98%	97%	-1%
Productivity	599.80	603.08	1%
FTEs	171	182	6%



FLC Enrollment Totals

	U21	U22	% Change
Unduplicated Headcount	3,707	3,826	3%
Total Sections	186	182	-2%
FTE	30.885	33.284	8%
Fill Rate	91%	86%	-5%
Productivity (WSCH/FTE)	576.00	544.33	-5%
FTEs ([WSCH*17]/525)	576	587	2%

Notes:

1. Fill Rate does not include Tutoring (1000), Work Experience (498/198), or Independent Study (495) sections.

Enrollment started March 7. Semester starts June 6.