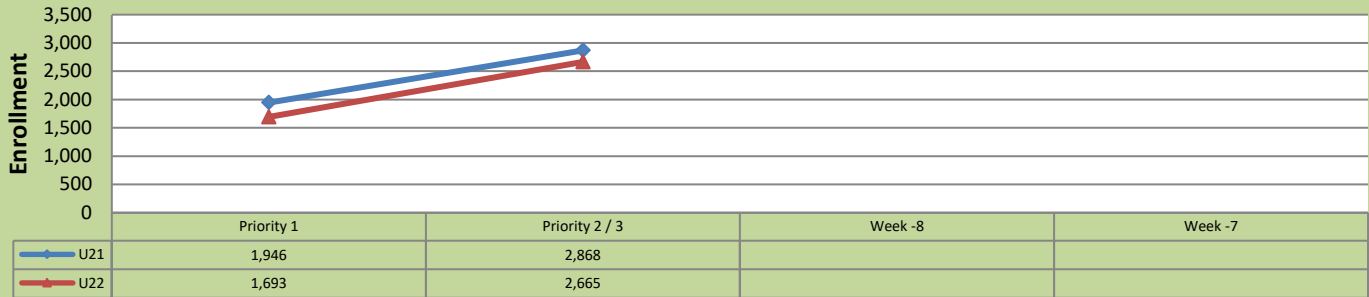


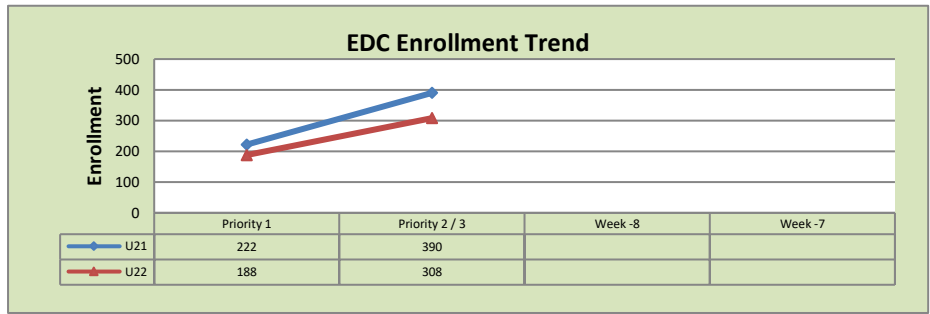
Summer 2022 Weekly Enrollment Report
 March 30, 2022: End of Priority 2 & 3 Registration Periods

Total Enrollment U22 and U21
 % Change U21 - U22 = -7.1%

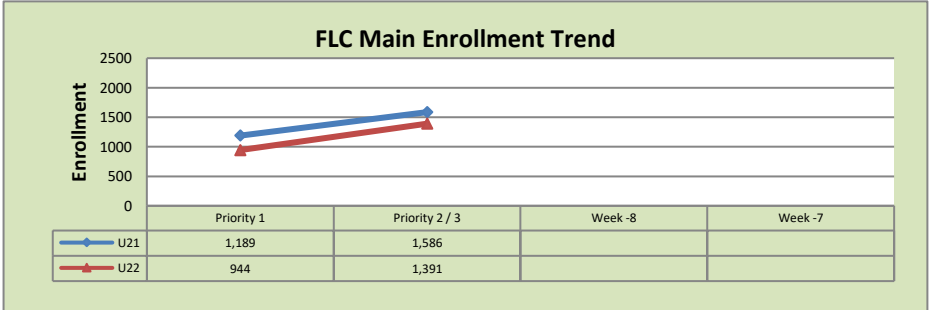


Enrollment by Site

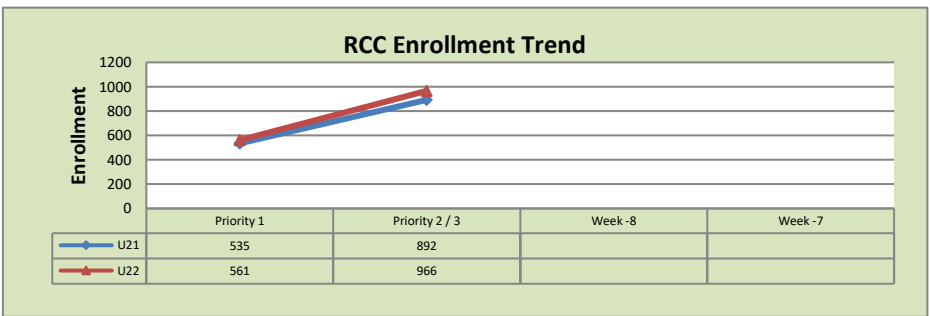
El Dorado Center			
	U21	U22	% Change
Undup Hdcnt	219	159	-27%
Total Sections	28	34	21%
FTE	5.308	6.556	24%
Fill Rate	40%	26%	-35%
Productivity	259.65	165.27	-36%
FTEs	45	35	-22%



FLC Main			
	U21	U22	% Change
Undup Hdcnt	1,113	919	-17%
Total Sections	90	99	10%
FTE	15.039	16.278	8%
Fill Rate	69%	49%	-29%
Productivity	415.25	297.17	-28%
FTEs	202	157	-22%



Rancho Cordova Center			
	U21	U22	% Change
Undup Hdcnt	792	824	4%
Total Sections	56	41	-27%
FTE	7.934	8.800	11%
Fill Rate	64%	62%	-3%
Productivity	360.89	366.02	1%
FTEs	93	104	12%



FLC Enrollment Totals

	U21	U22	% Change
Unduplicated Headcount	2,124	1,902	-10%
Total Sections	180	174	-3%
FTE	29.480	31.634	7%
Fill Rate	59%	47%	-20%
Productivity (WSCH/FTE)	355.70	288.98	-19%
FTEs ([WSCH*17]/525)	340	296	-13%

Notes:

1. Fill Rate does not include Tutoring (1000), Work Experience (498/198), or Independent Study (495) sections.

Enrollment started March 7. Semester starts June 6.