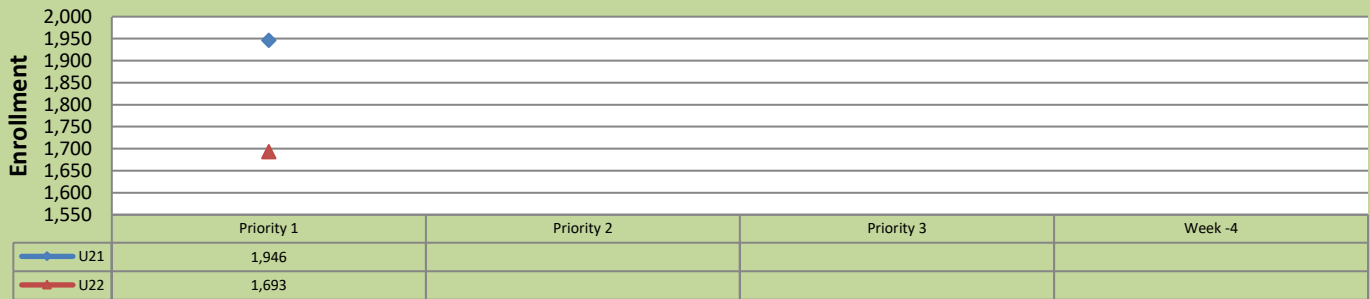


## Summer 2022 Weekly Enrollment Report

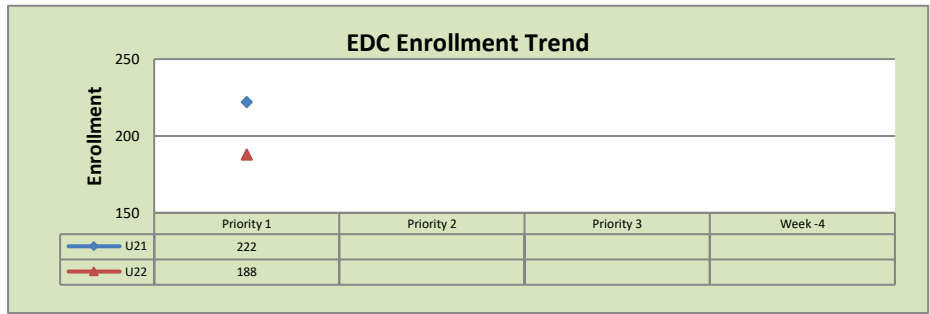
March 23, 2022: End of Priority 1 Registration Period

**Total Enrollment U21 and U22**  
**% Change U21 - U22 = -13.0%**

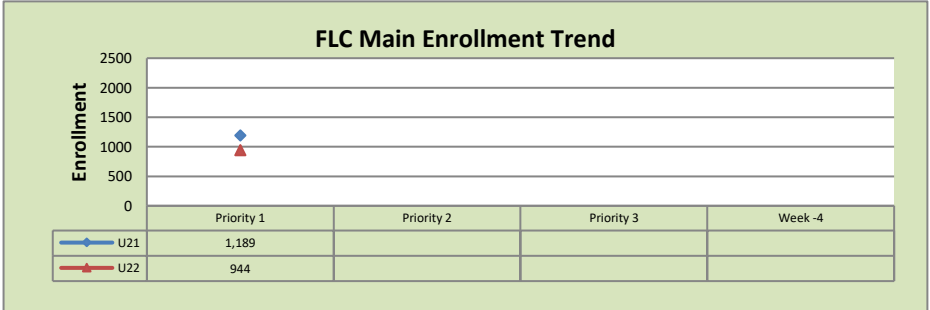


### Enrollment by Site

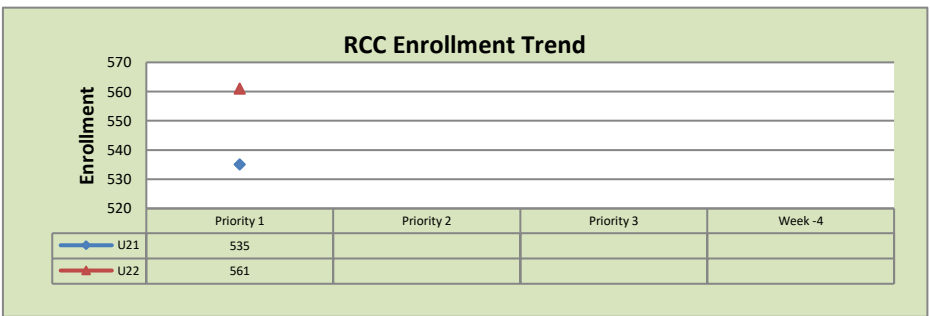
El Dorado Center			
	U21	U22	% Change
Undup Hdcnt	128	97	-24%
Total Sections	28	34	21%
FTE	5.308	6.556	24%
Fill Rate	22%	16%	-27%
Productivity	144.16	102.27	-29%
FTEs	25	22	-12%



FLC Main			
	U21	U22	% Change
Undup Hdcnt	847	619	-27%
Total Sections	90	99	10%
FTE	15.039	16.278	8%
Fill Rate	52%	33%	-37%
Productivity	317.50	201.47	-37%
FTEs	155	106	-32%



Rancho Cordova Center			
	U21	U22	% Change
Undup Hdcnt	481	483	0%
Total Sections	56	41	-27%
FTE	7.934	8.800	11%
Fill Rate	39%	37%	-5%
Productivity	218.24	214.77	-2%
FTEs	56	61	9%



### FLC Enrollment Totals

	U21	U22	% Change
<b>Unduplicated Headcount</b>	<b>1,456</b>	<b>1,199</b>	<b>-18%</b>
<b>Total Sections</b>	<b>180</b>	<b>174</b>	<b>-3%</b>
<b>FTE</b>	<b>29.480</b>	<b>31.634</b>	<b>7%</b>
<b>Fill Rate</b>	<b>40%</b>	<b>30%</b>	<b>-25%</b>
<b>Productivity (WSCH/FTE)</b>	<b>246.66</b>	<b>184.61</b>	<b>-25%</b>
<b>FTEs ((WSCH*17)/525)</b>	<b>235</b>	<b>189</b>	<b>-20%</b>

#### Notes:

1. Fill Rate does not include Tutoring (1000), Work Experience (498/198), or Independent Study (495) sections.