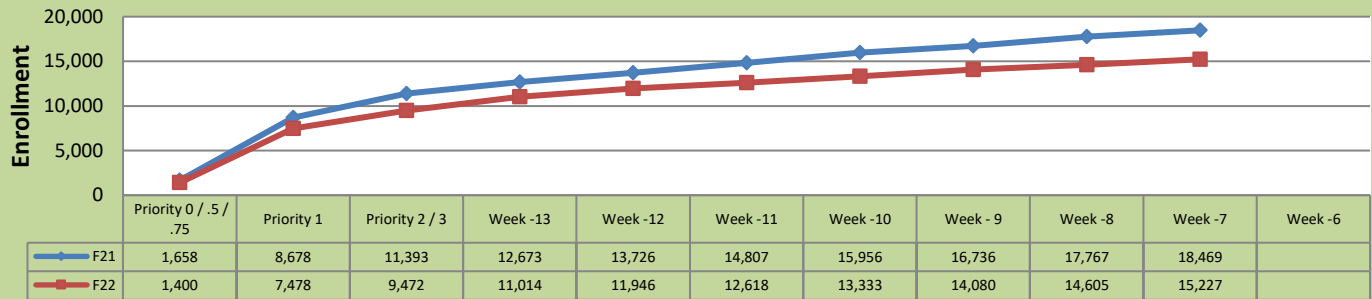


## Fall 22 Enrollment Report

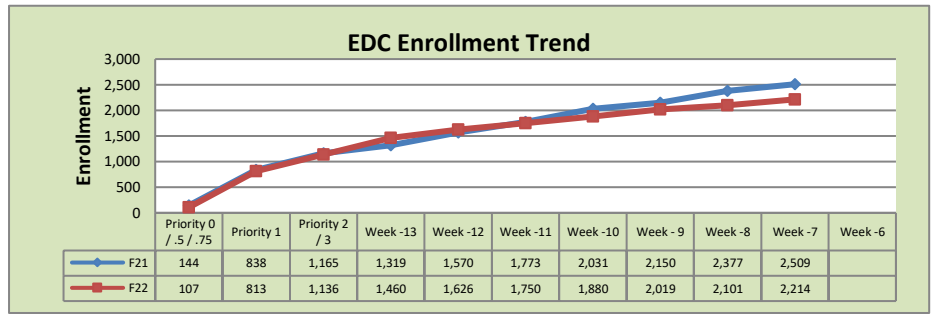
July 4, 2022: Week -7

### Total Enrollment F21 and F22 % Change F21 - F22 = -17.6%

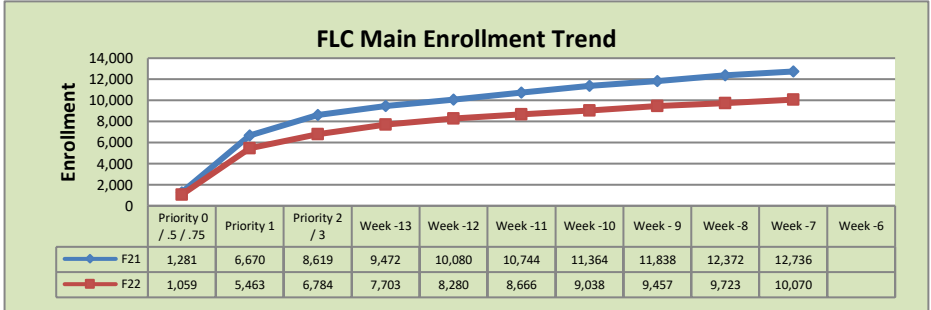


### Enrollment by Site

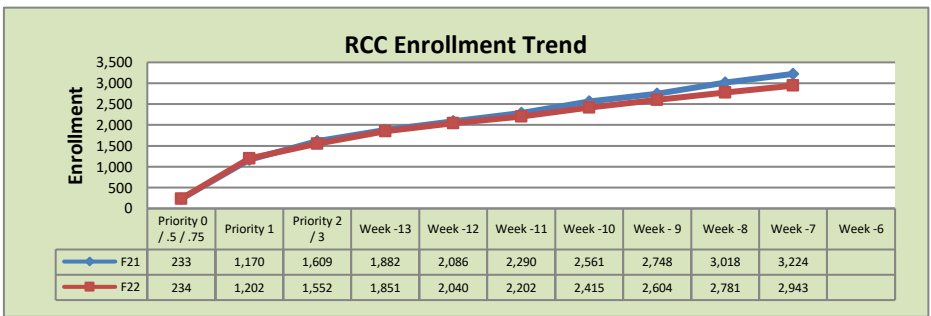
El Dorado Center			
	F21	F22	% Change
Undup Hdcnt	509	478	-6%
Total Sections	122	138	13%
FTE	27.986	29.928	7%
Fill Rate	67%	52%	-15%
Productivity	400.28	308.23	-23%
FTEs	363	299	-18%



FLC Main			
	F21	F22	% Change
Undup Hdcnt	4,974	3,616	-27%
Total Sections	560	537	-4%
FTE	118.353	111.699	-6%
Fill Rate	71%	58%	-13%
Productivity	424.08	358.39	-15%
FTEs	1,625	1,296	-20%



Rancho Cordova Center			
	F21	F22	% Change
Undup Hdcnt	2,493	2,119	-15%
Total Sections	158	168	6%
FTE	30.573	29.778	-3%
Fill Rate	69%	56%	-13%
Productivity	357.85	321.98	-10%
FTEs	354	310	-12%



### FLC Enrollment Totals

	F21	F22	% Change
Unduplicated Headcount	7,976	6,213	-22%
Total Sections	851	843	-1%
FTE	178.645	171.405	-4%
Fill Rate	69%	56%	-13%
Productivity (WSCH/FTE)	404.9	343.31	-15%
FTEs ([WSCH*17]/525)	2,342	1,905	-19%

#### Notes:

- Fill Rate does not include Work Experience (498/198) or Independent Study (495) sections.
- Inmate Education numbers are included in the FLC totals. Site totals all reported on a separate page once enrollment starts.

Enrollment started April 18, 2022. Semester starts August 20, 2022.