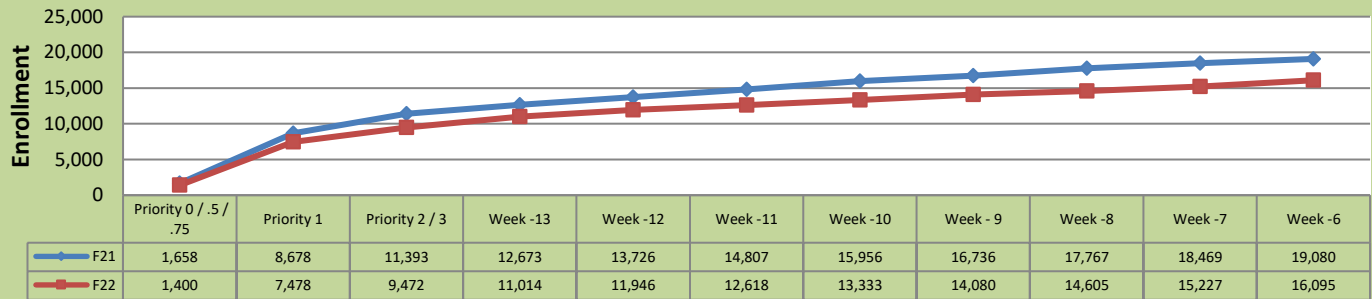


Fall 22 Enrollment Report

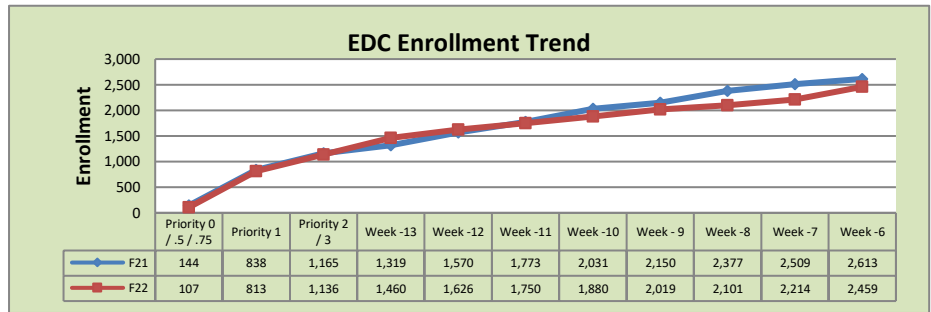
July 11, 2022: Week -6

Total Enrollment F21 and F22 % Change F21 - F22 = -15.6%

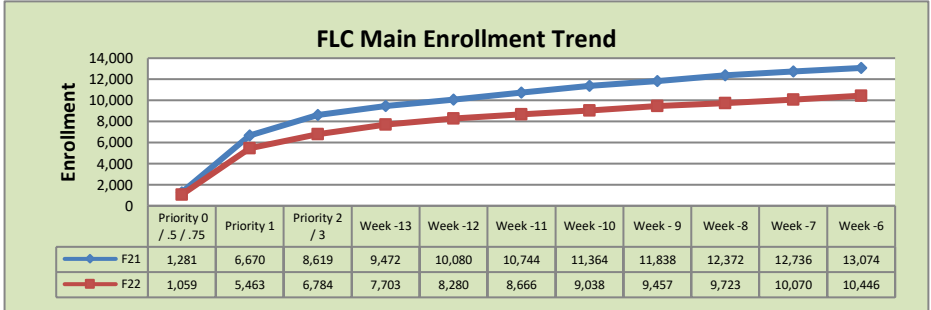


Enrollment by Site

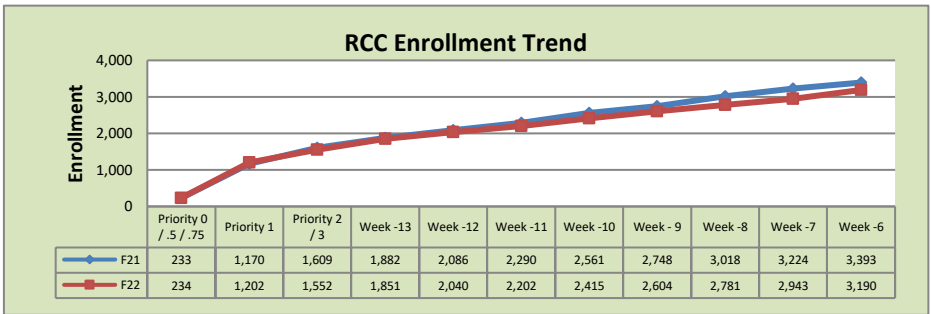
El Dorado Center			
	F21	F22	% Change
Undup Hdcnt	545	506	-7%
Total Sections	121	138	14%
FTE	27.736	29.928	8%
Fill Rate	69%	56%	-13%
Productivity	418.26	335.92	-20%
FTEs	376	326	-13%



FLC Main			
	F21	F22	% Change
Undup Hdcnt	5,111	3,750	-27%
Total Sections	564	537	-5%
FTE	119.153	111.699	-6%
Fill Rate	72%	59%	-13%
Productivity	429.94	369.8	-14%
FTEs	1,659	1,338	-19%



Rancho Cordova Center			
	F21	F22	% Change
Undup Hdcnt	2,613	2,285	-13%
Total Sections	156	168	8%
FTE	30.173	29.778	-1%
Fill Rate	73%	60%	-13%
Productivity	380.39	347.4	-9%
FTEs	372	335	-10%



FLC Enrollment Totals

	F21	F22	% Change
Unduplicated Headcount	8,269	6,541	-21%
Total Sections	852	843	-1%
FTE	178.795	171.405	-4%
Fill Rate	71%	59%	-12%
Productivity (WSCH/FTE)	415.6	360.00	-13%
FTEs ([WSCH*17]/525)	2,406	1,998	-17%

Notes:

- Fill Rate does not include Work Experience (498/198) or Independent Study (495) sections.
- Inmate Education numbers are included in the FLC totals. Site totals all reported on a separate page once enrollment starts.

Enrollment started April 18, 2022. Semester starts August 20, 2022.