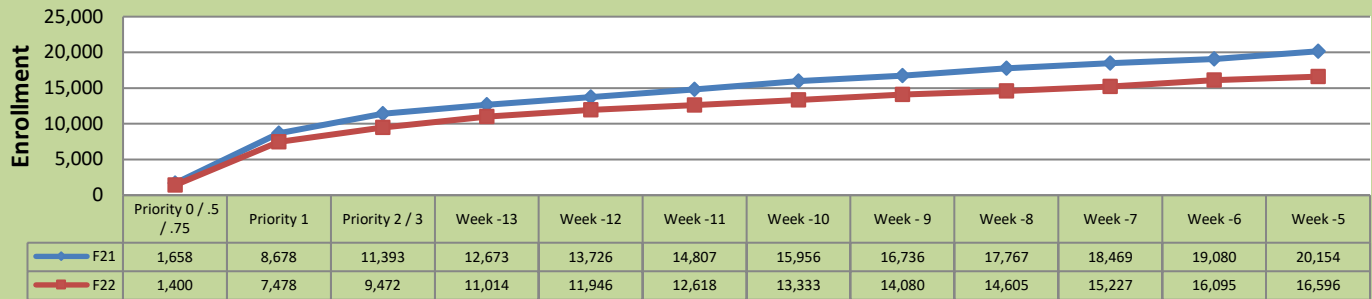


## Fall 22 Enrollment Report

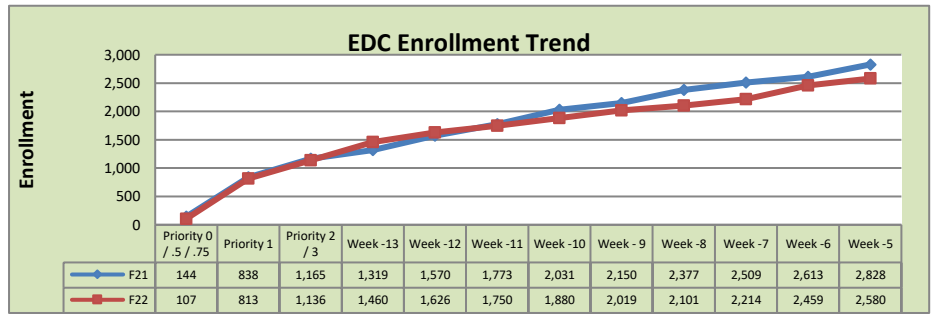
July 18, 2022: Week -5

### Total Enrollment F21 and F22 % Change F21 - F22 = -17.7%

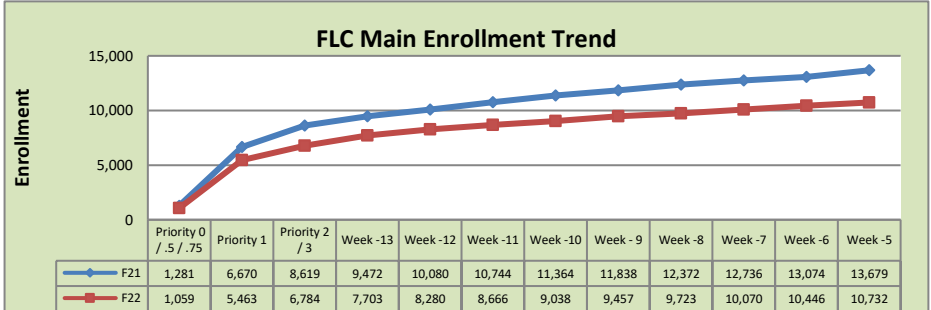


### Enrollment by Site

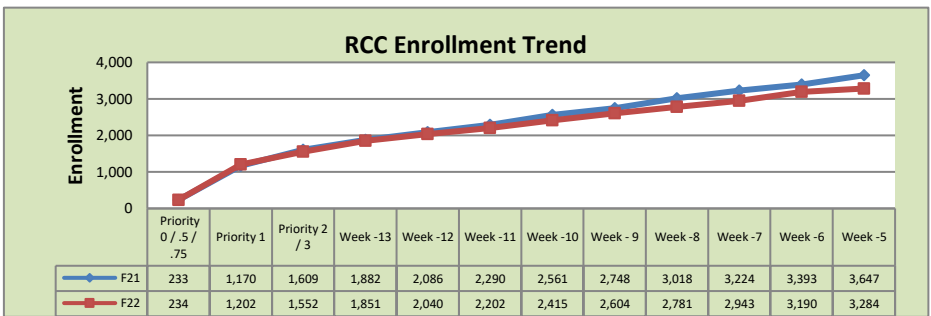
El Dorado Center			
	F21	F22	% Change
Undup Hdcnt	596	548	-8%
Total Sections	121	137	13%
FTE	27.746	29.728	7%
Fill Rate	73%	59%	-14%
Productivity	441.41	354.04	-20%
FTEs	397	341	-14%



FLC Main			
	F21	F22	% Change
Undup Hdcnt	5,377	3,869	-28%
Total Sections	564	532	-6%
FTE	119.049	110.478	-7%
Fill Rate	74%	62%	-12%
Productivity	446.73	382.51	-14%
FTEs	1,722	1,368	-21%



Rancho Cordova Center			
	F21	F22	% Change
Undup Hdcnt	2,792	2,375	-15%
Total Sections	156	168	8%
FTE	30.173	29.778	-1%
Fill Rate	78%	63%	-15%
Productivity	408.66	358.14	-12%
FTEs	399	345	-14%



### FLC Enrollment Totals

	F21	F22	% Change
Unduplicated Headcount	8,765	6,792	-23%
Total Sections	852	837	-2%
FTE	178.702	169.984	-5%
Fill Rate	74%	61%	-13%
Productivity (WSCH/FTE)	435.15	373.26	-14%
FTEs ([WSCH*17]/525)	2,518	2,055	-18%

#### Notes:

- Fill Rate does not include Work Experience (498/198) or Independent Study (495) sections.
- Inmate Education numbers are included in the FLC totals. Site totals all reported on a separate page once enrollment starts.

Enrollment started April 18, 2022. Semester starts August 20, 2022.