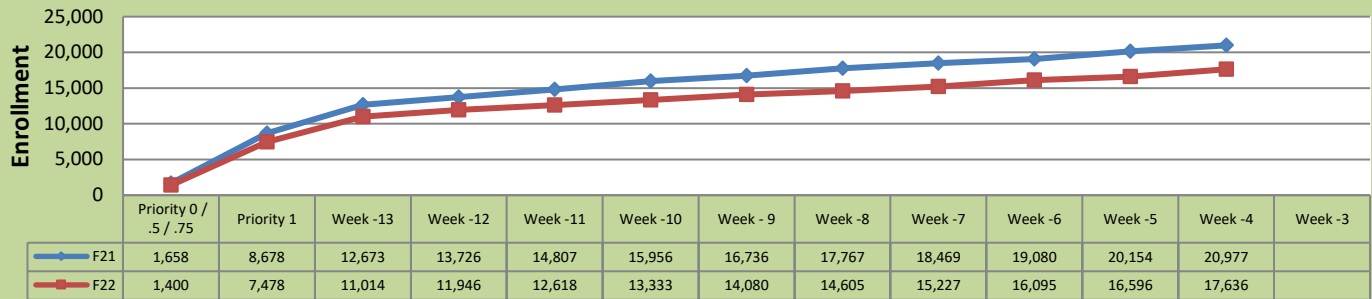


Fall 22 Enrollment Report

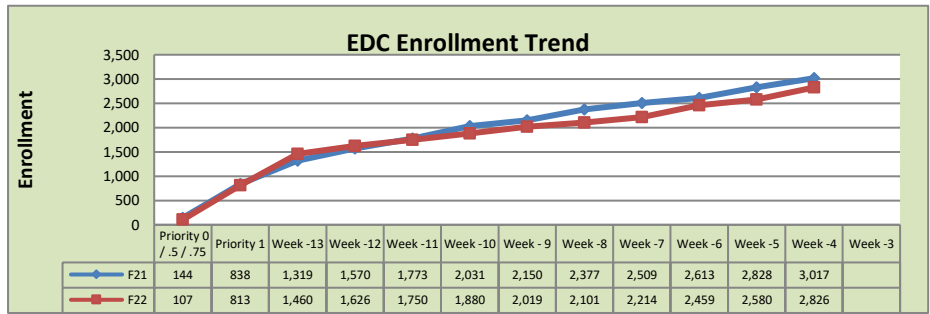
July 25, 2022: Week -4

Total Enrollment F21 and F22 % Change F21 - F22 = -15.9%

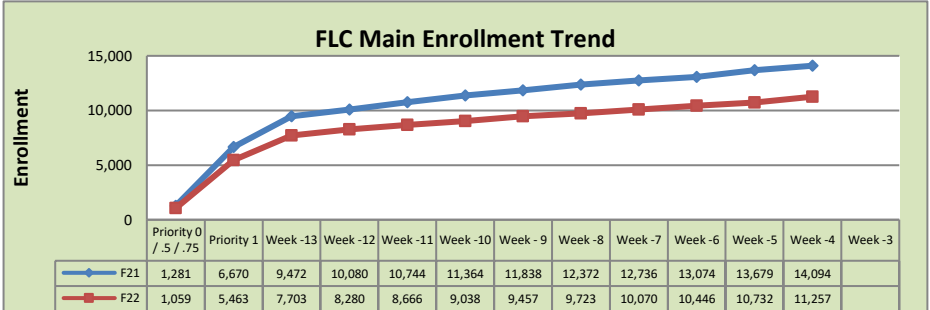


Enrollment by Site

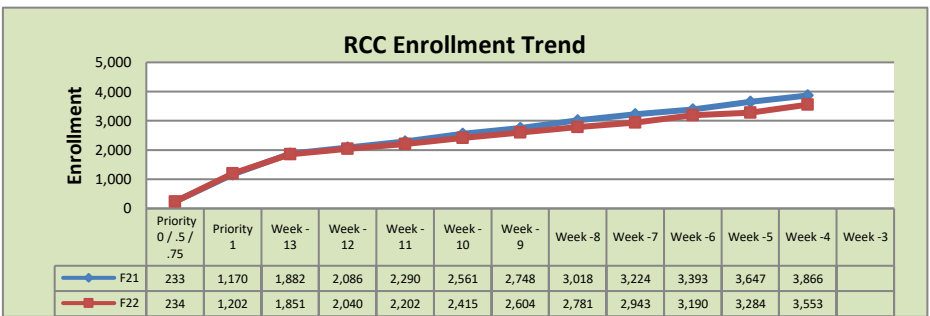
El Dorado Center			
	F21	F22	% Change
Undup Hdcnt	627	577	-8%
Total Sections	121	137	13%
FTE	27.746	29.768	7%
Fill Rate	76%	63%	-13%
Productivity	461.19	379.75	-18%
FTEs	414	366	-12%



FLC Main			
	F21	F22	% Change
Undup Hdcnt	5,539	4,031	-27%
Total Sections	566	530	-6%
FTE	119.691	109.968	-8%
Fill Rate	76%	64%	-12%
Productivity	455.63	399.9	-12%
FTEs	1,766	1,424	-19%



Rancho Cordova Center			
	F21	F22	% Change
Undup Hdcnt	2,951	2,573	-13%
Total Sections	156	169	8%
FTE	30.173	30.111	0%
Fill Rate	82%	67%	-15%
Productivity	431.47	381.81	-12%
FTEs	422	372	-12%



FLC Enrollment Totals

	F21	F22	% Change
Unduplicated Headcount	9,117	7,181	-21%
Total Sections	855	836	-2%
FTE	179.993	169.847	-6%
Fill Rate	76%	64%	-12%
Productivity (WSCH/FTE)	446.4	393.16	-12%
FTEs ([WSCH*17]/525)	2,602	2,162	-17%

Notes:

- Fill Rate does not include Work Experience (498/198) or Independent Study (495) sections.
- Inmate Education numbers are included in the FLC totals. Site totals all reported on a separate page once enrollment starts.

Enrollment started April 18, 2022. Semester starts August 20, 2022.