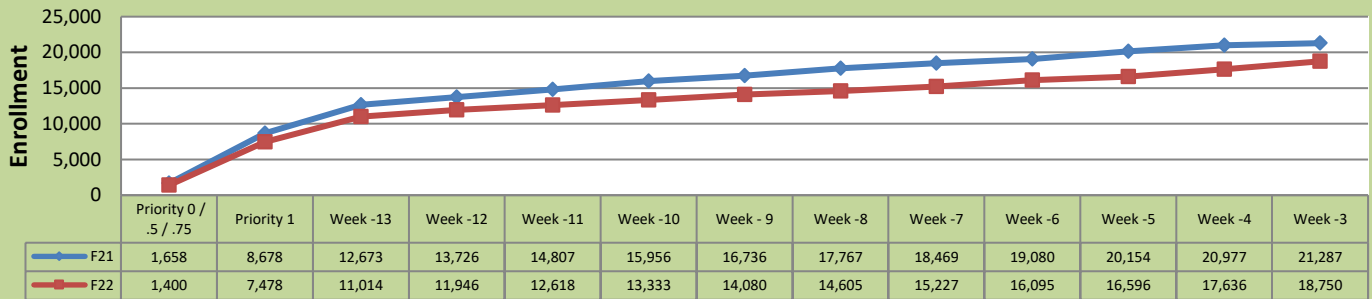


## Fall 22 Enrollment Report

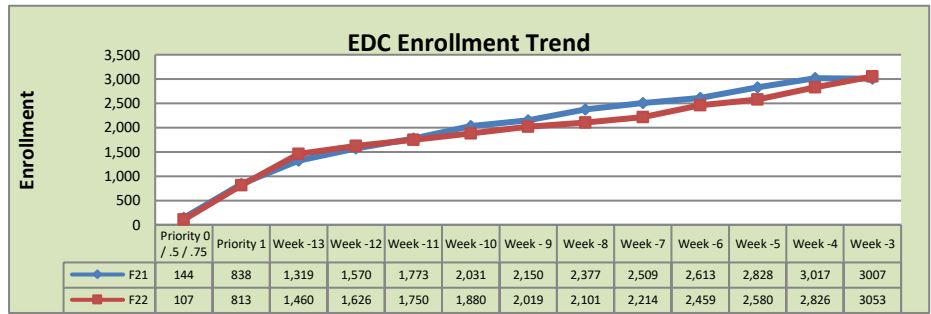
August 1, 2022: Week -3

### Total Enrollment F21 and F22 % Change F21 - F22 = -11.9%

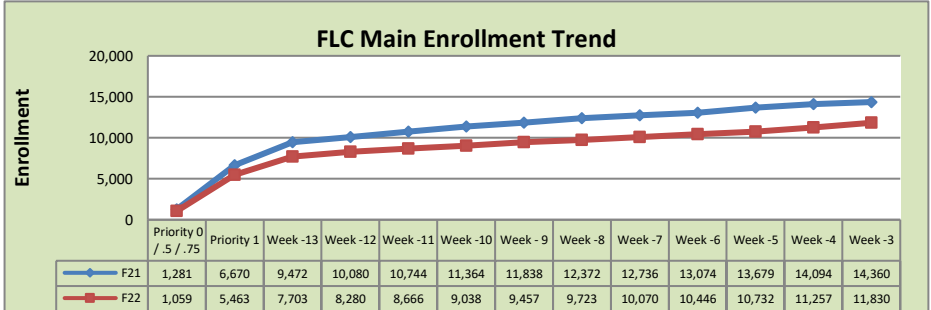


### Enrollment by Site

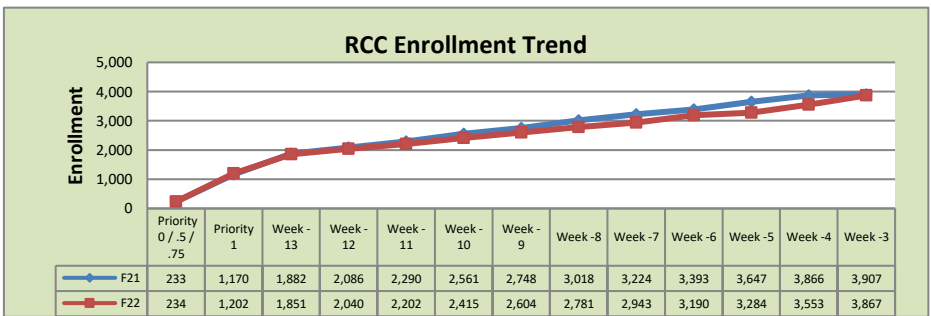
El Dorado Center			
	F21	F22	% Change
Undup Hdcnt	602	613	2%
Total Sections	118	135	14%
FTE	27.571	29.368	7%
Fill Rate	77%	69%	-8%
Productivity	452.4	412.43	-9%
FTEs	404	392	-3%



FLC Main			
	F21	F22	% Change
Undup Hdcnt	5,528	4,219	-24%
Total Sections	568	533	-6%
FTE	119.991	110.628	-8%
Fill Rate	77%	66%	-11%
Productivity	458.55	414.68	-10%
FTEs	1,782	1,485	-17%



Rancho Cordova Center			
	F21	F22	% Change
Undup Hdcnt	2,937	2,772	-6%
Total Sections	156	168	8%
FTE	30.173	29.911	-1%
Fill Rate	83%	74%	-9%
Productivity	426.52	417.92	-2%
FTEs	417	405	-3%



### FLC Enrollment Totals

	F21	F22	% Change
Unduplicated Headcount	9,069	7,604	-16%
Total Sections	870	836	-4%
FTE	183.151	169.907	-7%
Fill Rate	75%	68%	-7%
Productivity (WSCH/FTE)	439	414.86	-5%
FTEs ([WSCH*17]/525)	2,604	2,282	-12%

#### Notes:

- Fill Rate does not include Work Experience (498/198) or Independent Study (495) sections.
- Inmate Education numbers are included in the FLC totals. Site totals all reported on a separate page once enrollment starts.

Enrollment started April 18, 2022. Semester starts August 20, 2022.