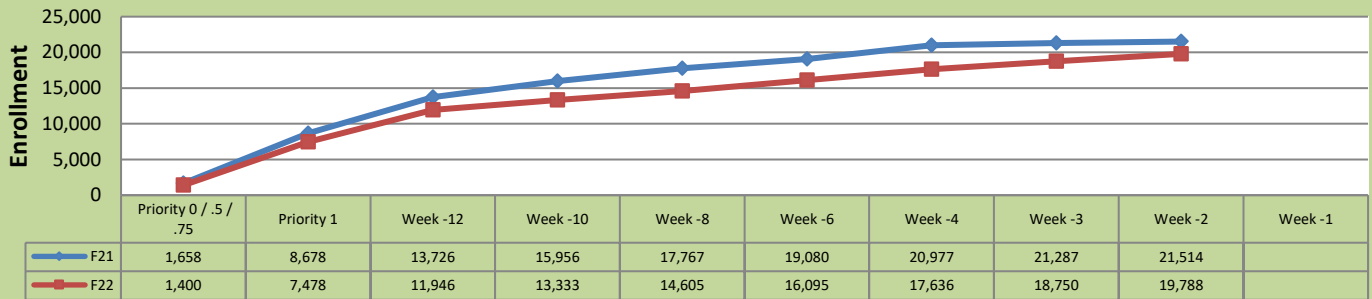


# Fall 22 Enrollment Report

August 8, 2022: Week -2

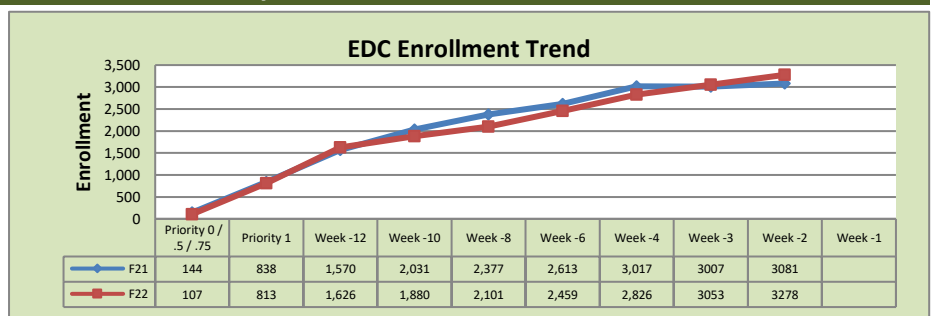
## Total Enrollment F21 and F22 % Change F21 - F22 = -8.0%



## Enrollment by Site

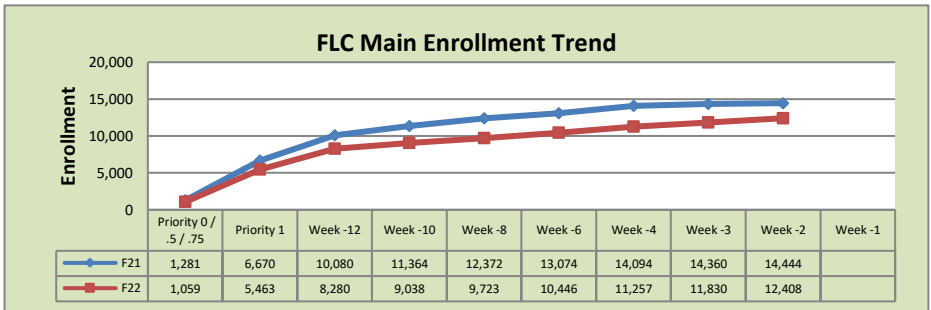
### El Dorado Center

	F21	F22	% Change
Undup Hdcnt	551	685	24%
Total Sections	117	137	17%
FTE	27.652	29.768	8%
Fill Rate	77%	73%	-4%
Productivity	452.21	432.29	-4%
FTEs	405	417	3%



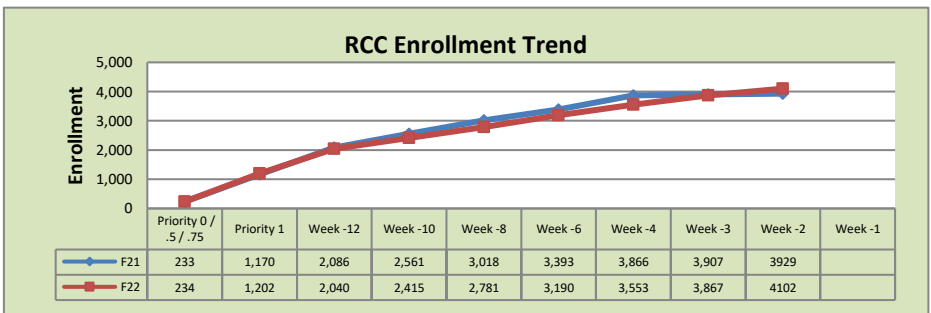
### FLC Main

	F21	F22	% Change
Undup Hdcnt	5,280	4,429	-16%
Total Sections	570	535	-6%
FTE	120.389	111.028	-8%
Fill Rate	75%	69%	-6%
Productivity	457.64	431.21	-6%
FTEs	1,784	1,550	-13%



### Rancho Cordova Center

	F21	F22	% Change
Undup Hdcnt	2,892	2,943	2%
Total Sections	156	170	9%
FTE	30.173	30.311	0%
Fill Rate	83%	77%	-6%
Productivity	434.52	437.98	1%
FTEs	425	430	1%



## FLC Enrollment Totals

	F21	F22	% Change
Unduplicated Headcount	8,725	8,057	-8%
Total Sections	871	842	-3%
FTE	183.631	171.107	-7%
Fill Rate	75%	71%	-4%
Productivity (WSCH/FTE)	440.51	432.60	-2%
FTEs ([WSCH*17]/525)	2,619	2,397	-8%

### Notes:

1. Fill Rate does not include Work Experience (498/198) or Independent Study (495) sections.
2. Inmate Education numbers are included in the FLC totals. Site totals all reported on a separate page once enrollment starts.

Enrollment started April 18, 2022. Semester starts August 20, 2022.