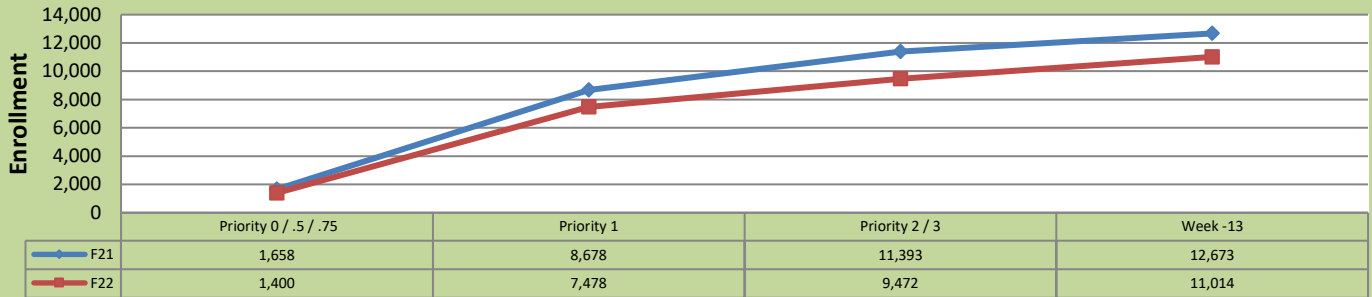


Fall 22 Enrollment Report by Registration Priority Time Period

May 23, 2022: Week -13

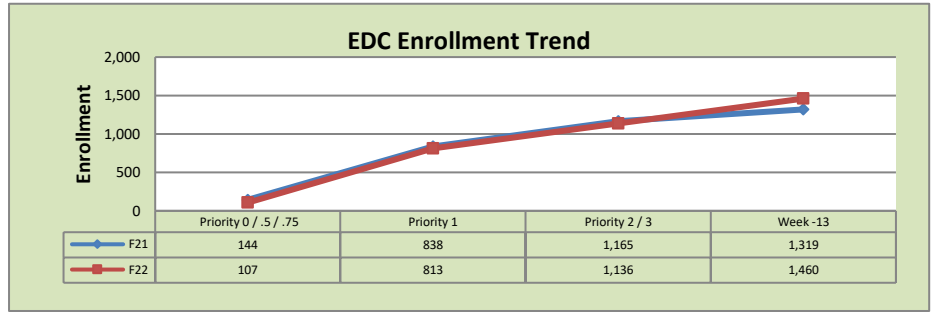
Total Enrollment F21 and F22 % Change F21 - F22 = -13.1%



Enrollment by Site

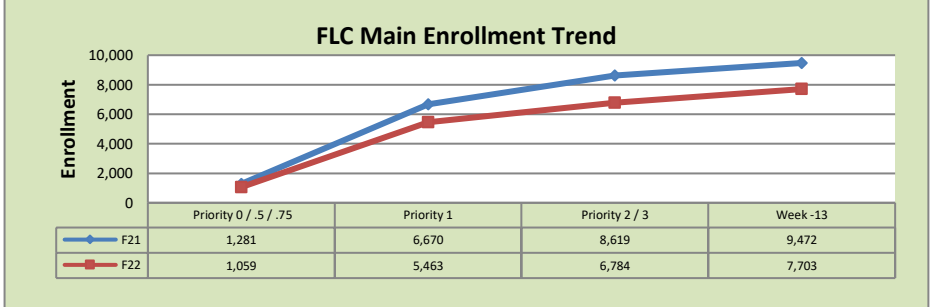
El Dorado Center

	F21	F22	% Change
Undup Hdcnt	285	334	17%
Total Sections	121	136	12%
FTE	27.749	29.644	7%
Fill Rate	39%	36%	-3%
Productivity	241.24	219.17	-9%
FTEs	217	210	-3%



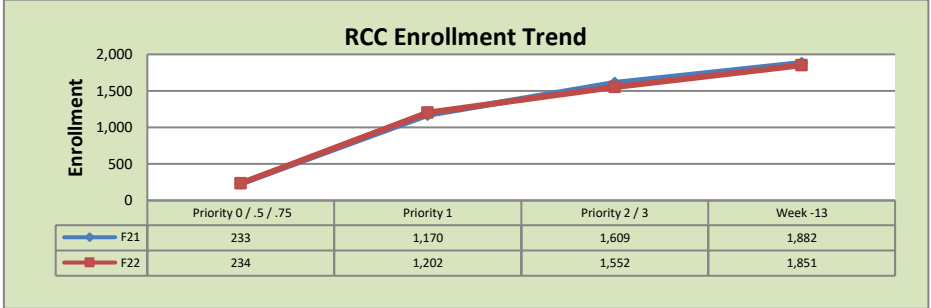
FLC Main

	F21	F22	% Change
Undup Hdcnt	3,535	2,760	-22%
Total Sections	559	545	-3%
FTE	117.559	113.081	-4%
Fill Rate	54%	44%	-10%
Productivity	325.47	278.68	-14%
FTEs	1,239	1,020	-18%



Rancho Cordova Center

	F21	F22	% Change
Undup Hdcnt	1,440	1,340	-7%
Total Sections	158	166	5%
FTE	31.09	30.278	-3%
Fill Rate	39%	36%	-3%
Productivity	205.54	201.41	-2%
FTEs	207	197	-5%



FLC Enrollment Totals

	F21	F22	% Change
Unduplicated Headcount	5,260	4,434	-16%
Total Sections	851	849	0%
FTE	178.531	173.404	-3%
Fill Rate	48%	42%	-6%
Productivity (WSCH/FTE)	287.6	254.37	-12%
FTEs ((WSCH*17)/525)	1,663	1,428	-14%

Notes:

1. Fill Rate does not include Work Experience (498/198) or Independent Study (495) sections.
2. Inmate Education numbers are included in the FLC totals. Site totals all reported on a separate page once enrollment starts.

Enrollment started April 18, 2022. Semester starts August 20, 2022.