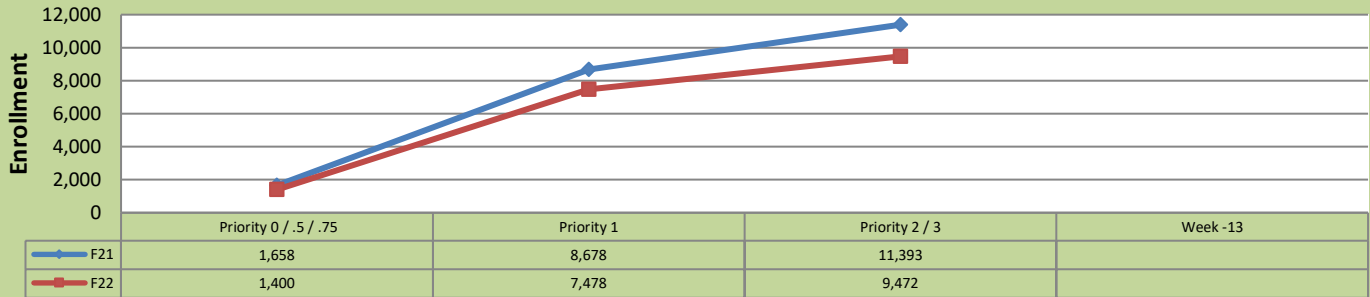


## Fall 22 Enrollment Report by Registration Priority Time Period

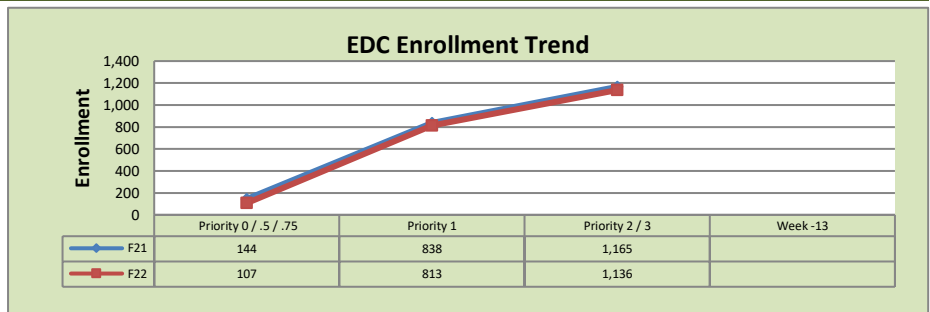
May 16, 2022: End of Priority 2 & 3

### Total Enrollment F21 and F22 % Change F21 - F22 = -16.9%

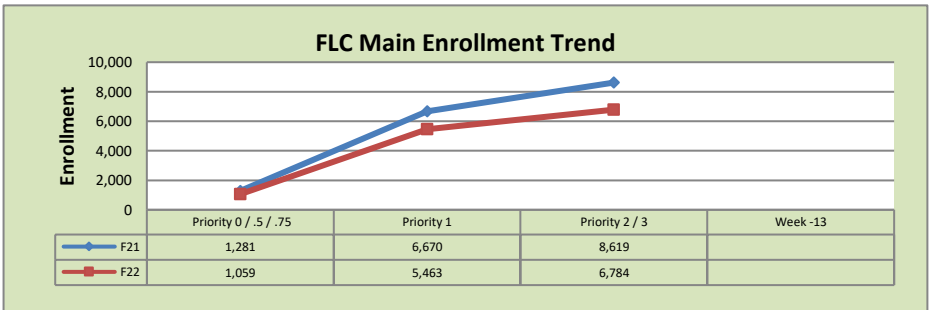


### Enrollment by Site

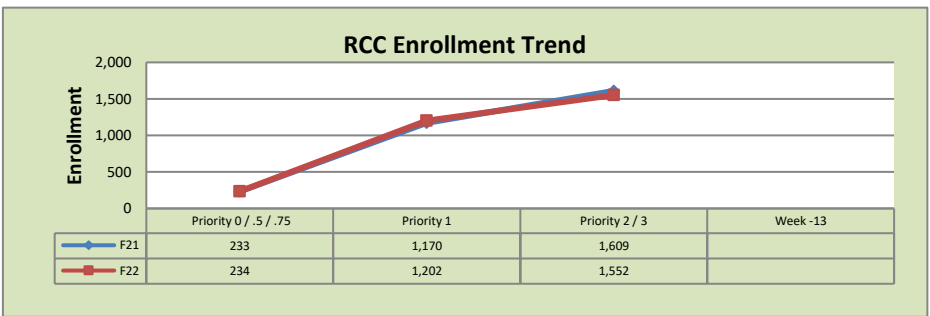
El Dorado Center			
	F21	F22	% Change
Undup Hdcnt	257	262	2%
Total Sections	116	132	14%
FTE	26.816	28.911	8%
Fill Rate	37%	31%	-6%
Productivity	227.51	182.60	-20%
FTEs	198	171	-14%



FLC Main			
	F21	F22	% Change
Undup Hdcnt	3,201	2,383	-26%
Total Sections	559	545	-3%
FTE	117.559	113.191	-4%
Fill Rate	49%	39%	-10%
Productivity	299.07	246.13	-18%
FTEs	1,138	902	-21%



Rancho Cordova Center			
	F21	F22	% Change
Undup Hdcnt	1,241	1,116	-10%
Total Sections	157	165	5%
FTE	31.023	30.303	-2%
Fill Rate	34%	31%	-3%
Productivity	176.69	167.28	-5%
FTEs	177	164	-7%



### FLC Enrollment Totals

	F21	F22	% Change
Unduplicated Headcount	4,699	3,761	-20%
Total Sections	845	844	0%
FTE	177.531	172.805	-3%
Fill Rate	44%	36%	-8%
Productivity (WSCH/FTE)	263.28	221.10	-16%
FTEs ((WSCH*17)/525)	1,513	1,237	-18%

#### Notes:

1. Fill Rate does not include Work Experience (498/198) or Independent Study (495) sections.
2. Inmate Education numbers are included in the FLC totals. Site totals all reported on a separate page once enrollment starts.

Enrollment started April 18, 2022. Semester starts August 20, 2022.