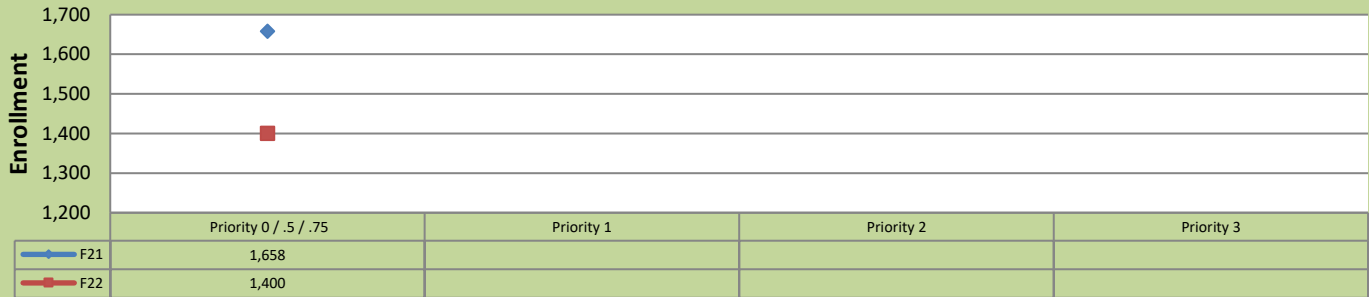


Fall 22 Enrollment Report by Registration Priority Time Period

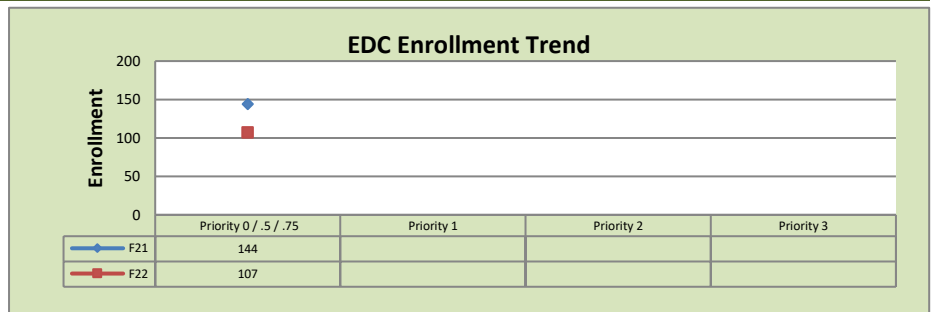
April 25, 2022: End of Priority 0, 0.5 & .75

Total Enrollment F21 and F22 % Change F20 - F21 = -15.6%

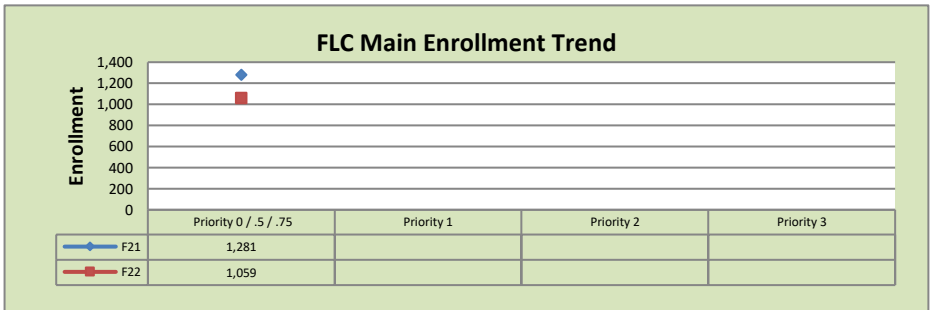


Enrollment by Site

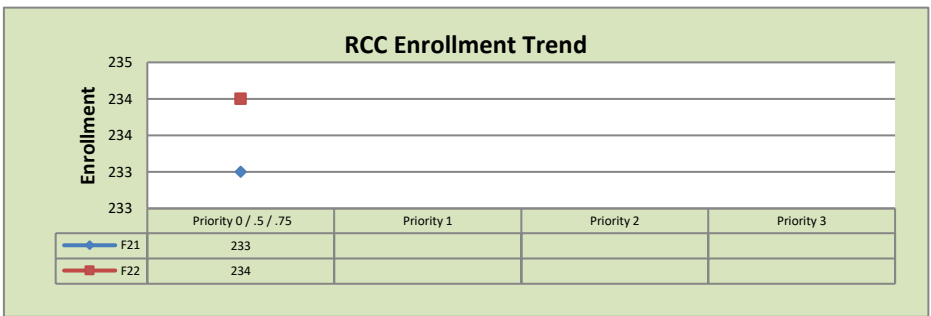
El Dorado Center			
	F21	F22	% Change
Undup Hdcnt	24	20	-17%
Total Sections	116	126	9%
FTE	26.774	28.714	7%
Fill Rate	4%	3%	-1%
Productivity	27.97	16.84	-40%
FTEs	24	16	-33%



FLC Main			
	F21	F22	% Change
Undup Hdcnt	467	341	-27%
Total Sections	554	551	-1%
FTE	117.034	114.884	-2%
Fill Rate	7%	5%	-2%
Productivity	48.28	39.27	-19%
FTEs	183	146	-20%



Rancho Cordova Center			
	F21	F22	% Change
Undup Hdcnt	167	159	-5%
Total Sections	157	164	4%
FTE	31.023	30.037	-3%
Fill Rate	4%	5%	1%
Productivity	30.28	26.19	-14%
FTEs	30	25	-17%



FLC Enrollment Totals

	F21	F22	% Change
Unduplicated Headcount	658	520	-21%
Total Sections	840	843	0%
FTE	176.964	174.035	-2%
Fill Rate	6%	5%	-1%
Productivity (WSCH/FTE)	41.47	33.22	-20%
FTEs ((WSCH*17)/525)	238	187	-21%

Notes:

1. Fill Rate does not include Work Experience (498/198) or Independent Study (495) sections.
2. Inmate Education numbers are included in the FLC totals. Site totals all reported on a separate page once enrollment starts.

Enrollment started April 18, 2022. Semester starts August 20, 2022.