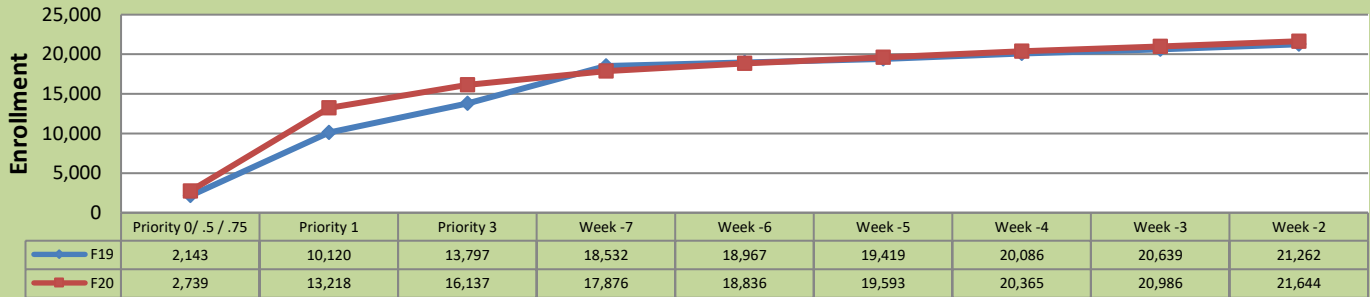


## Fall 20 Weekly Enrollment Report

August 10, 2020: Week -2

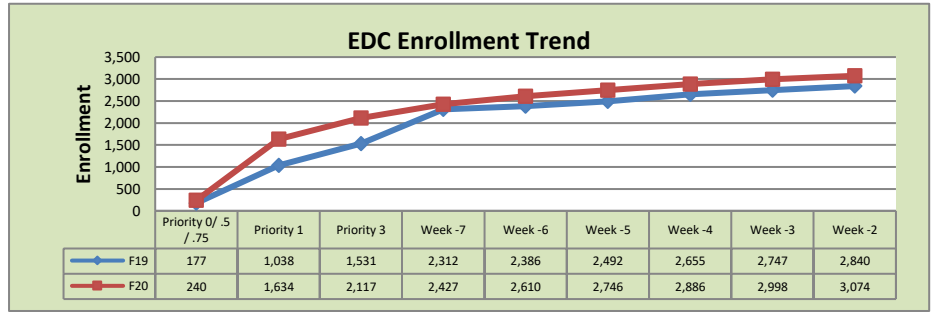
### Total Enrollment F19 and F20 % Change F19 - F20 = 1.8%



### Enrollment by Site

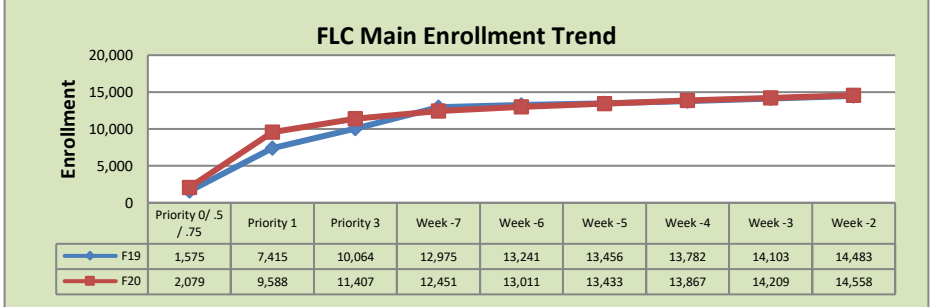
#### El Dorado Center

	F19	F20	% Change
Undup Hdcnt	761	581	-24%
Total Sections	129	118	-9%
FTE	27.816	25.525	-8%
Fill Rate	67%	79%	12%
Productivity	446.05	490.03	10%
FTEs	402	405	1%



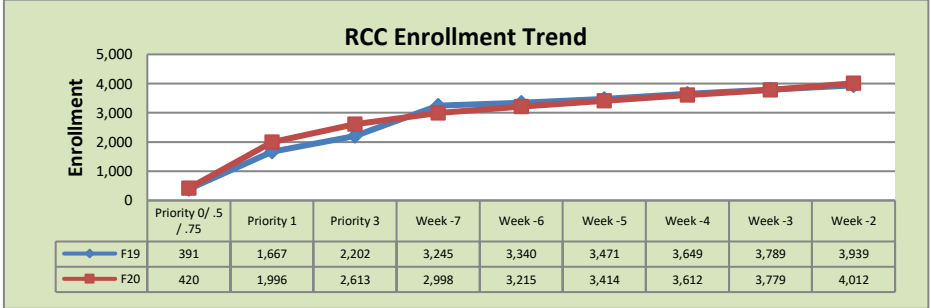
#### FLC Main

	F19	F20	% Change
Undup Hdcnt	4,934	5,205	5%
Total Sections	619	537	-13%
FTE	120.767	113.122	-6%
Fill Rate	72%	80%	8%
Productivity	472.68	501.65	6%
FTEs	1,848	1,838	-1%



#### Rancho Cordova Center

	F19	F20	% Change
Undup Hdcnt	2,488	2,932	18%
Total Sections	170	156	-8%
FTE	30.216	27.507	-9%
Fill Rate	76%	84%	8%
Productivity	461.65	507.3	10%
FTEs	452	452	0%



### FLC Enrollment Totals

	F19	F20	% Change
Unduplicated Headcount	8,183	8,718	7%
Total Sections	936	823	-12%
FTE	182.433	168.52	-8%
Fill Rate	71%	79%	8%
Productivity (WSCH/FTE)	457.38	493.76	8%
FTEs ([WSCH*17]/525)	2,702	2,694	0%

#### Notes:

1. Fill Rate does not include Work Experience (498/198) or Independent Study (495) sections.
2. Inmate Education enrollments are included in the FLC grand totals. Totals by location are reported separately.

Enrollment started June 1, 2020. Semester starts August 22, 2020.