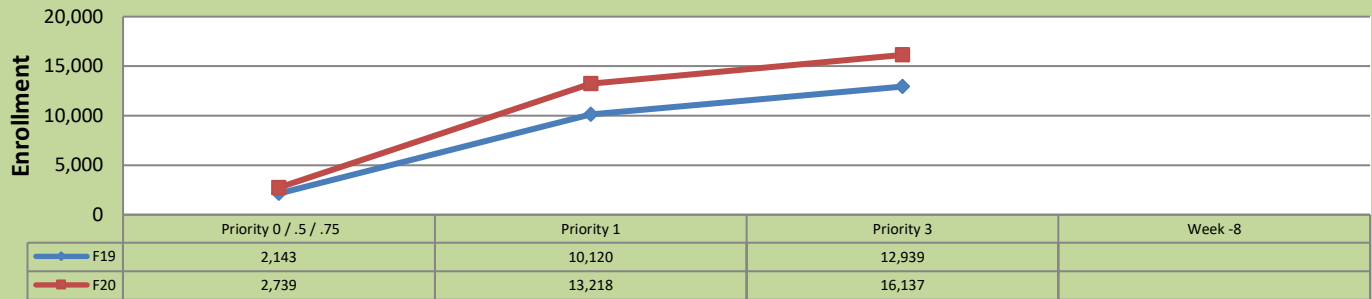


Fall 20 Enrollment Report by Registration Priority Time Period

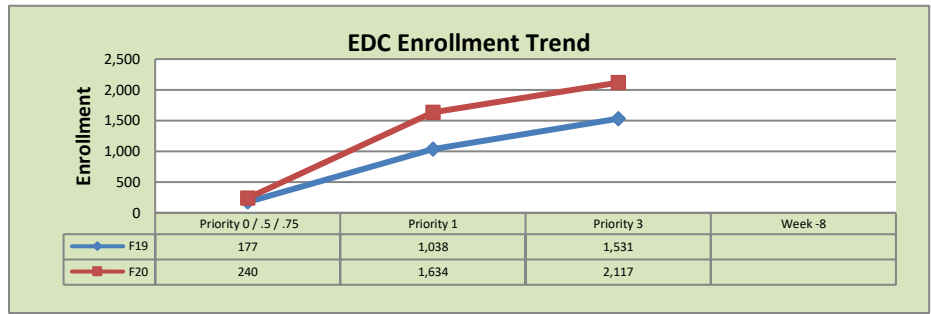
June 26, 2020: End of Priority 3

Total Enrollment F18 and F19 % Change F18 - F19 = 24.7%

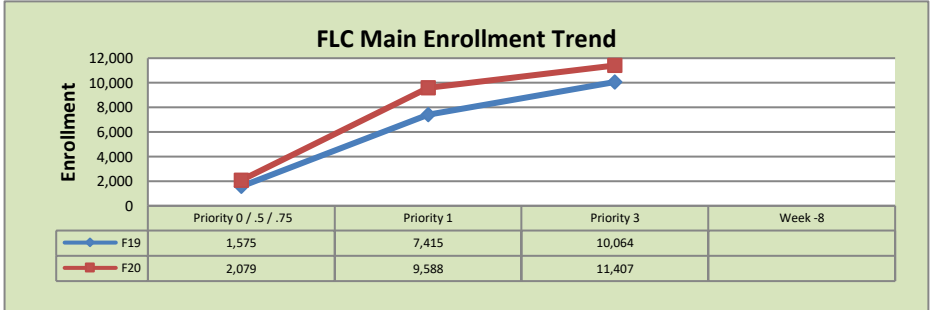


Enrollment by Site

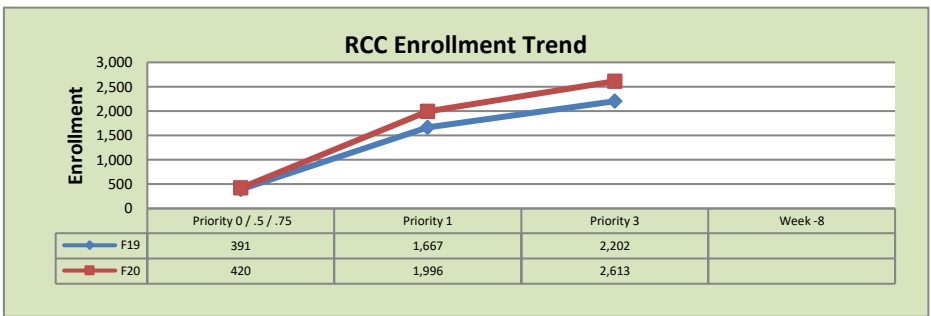
El Dorado Center			
	F19	F20	% Change
Undup Hdcnt	356	346	-3%
Total Sections	131	116	-11%
FTE	28.191	24.478	-13%
Fill Rate	36%	57%	21%
Productivity	245.99	368.82	50%
FTEs	225	292	30%



FLC Main			
	F19	F20	% Change
Undup Hdcnt	3,193	3,830	20%
Total Sections	621	550	-11%
FTE	121.108	113.000	-7%
Fill Rate	51%	63%	12%
Productivity	336.68	403.3	20%
FTEs	1,320	1,476	12%



Rancho Cordova Center			
	F19	F20	% Change
Undup Hdcnt	1,366	1,912	40%
Total Sections	167	156	-7%
FTE	29.666	26.697	-10%
Fill Rate	45%	56%	11%
Productivity	265.87	342.40	29%
FTEs	255	296	16%



FLC Enrollment Totals

	F19	F20	% Change
Unduplicated Headcount	4,915	6,088	24%
Total Sections	931	830	-11%
FTE	181.399	165.942	-9%
Fill Rate	47%	60%	13%
Productivity (WSCH/FTE)	306.49	384.12	25%
FTEs ((WSCH*17)/525)	1,800	2,064	15%

Notes:

1. Fill Rate does not include Work Experience (498/198) or Independent Study (495) sections.
2. Inmate Education enrollments are included in the FLC grand totals. Totals by location are reported separately.

Enrollment started June 1, 2020. Semester starts August 22, 2020.