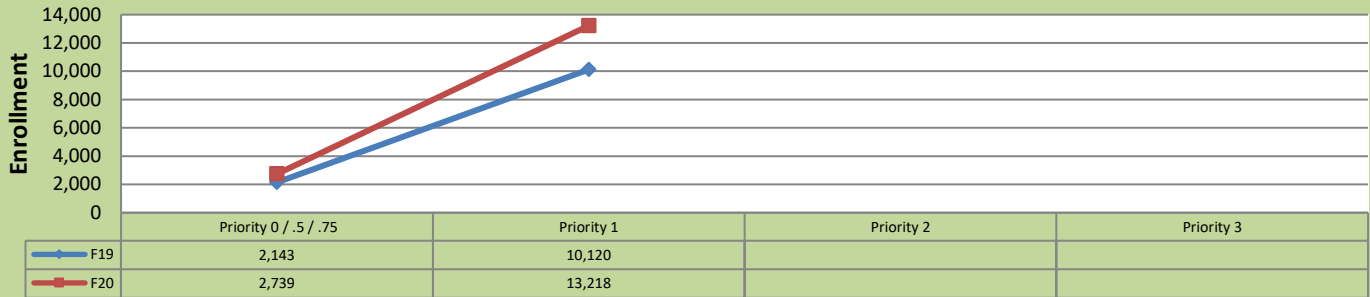


## Fall 20 Enrollment Report by Registration Priority Time Period

June 20, 2020: End of Priority 1

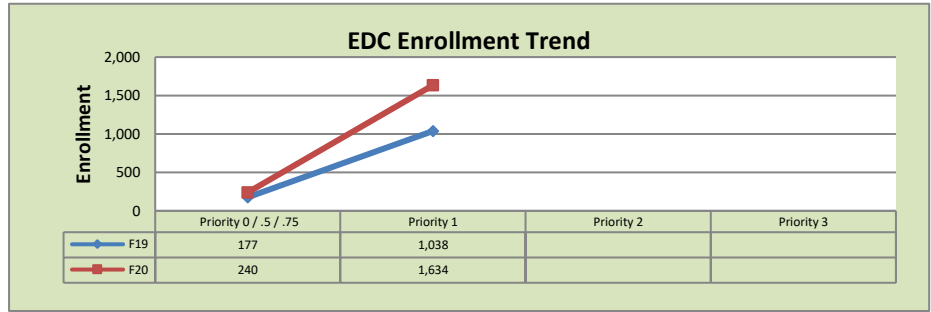
### Total Enrollment F19 and F20 % Change F19 - F20 = 30.6%



### Enrollment by Site

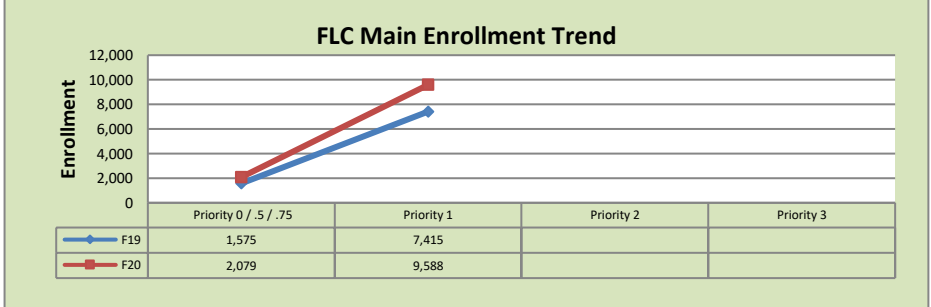
#### El Dorado Center

	F19	F20	% Change
Undup Hdcnt	223	233	4%
Total Sections	134	116	-13%
FTE	28.443	24.478	-14%
Fill Rate	25%	47%	22%
Productivity	166.43	298.26	79%
FTEs	153	236	54%



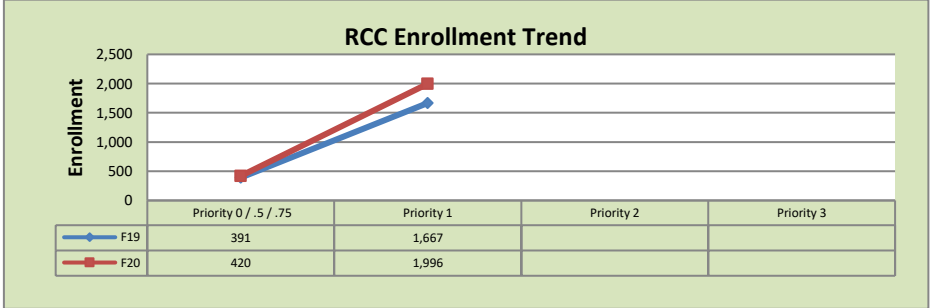
#### FLC Main

	F19	F20	% Change
Undup Hdcnt	2,313	3,098	34%
Total Sections	620	550	-11%
FTE	121.042	113.000	-7%
Fill Rate	38%	54%	16%
Productivity	256.25	343.37	34%
FTEs	1,004	1,256	25%



#### Rancho Cordova Center

	F19	F20	% Change
Undup Hdcnt	1,058	1,461	38%
Total Sections	166	156	-6%
FTE	29.533	26.697	-10%
Fill Rate	34%	44%	10%
Productivity	200.98	258.47	29%
FTEs	192	223	16%



### FLC Enrollment Totals

	F19	F20	% Change
Unduplicated Headcount	3,594	4,792	33%
Total Sections	932	830	-11%
FTE	181.450	165.942	-9%
Fill Rate	35%	51%	16%
Productivity (WSCH/FTE)	229.73	319.4	39%
FTEs ([WSCH*17]/525)	1,350	1,716	27%

#### Notes:

1. Fill Rate does not include Work Experience (498/198) or Independent Study (495) sections.
2. Inmate Education numbers are included in the FLC totals. Site totals all reported on a separate page once enrollment starts.

Enrollment started June 1, 2020. Semester starts August 22, 2020.