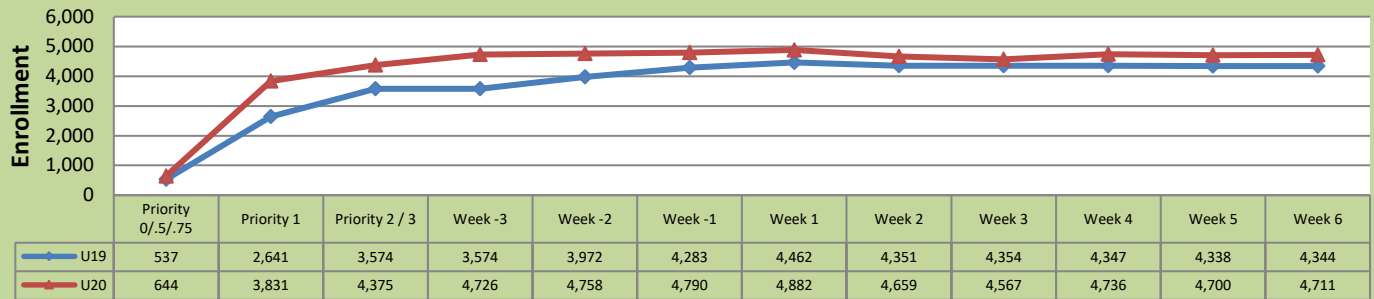


Summer 2020 Weekly Enrollment Report

July 13, 2020: Week 6

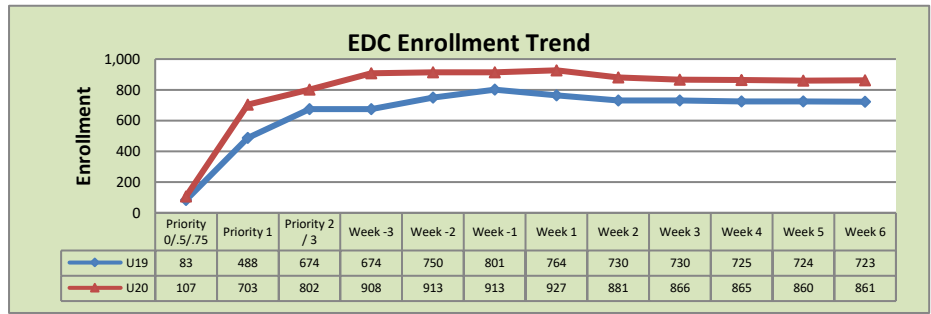
Total Enrollment U19 and U20

% Change U19 - U20 = 8.4%

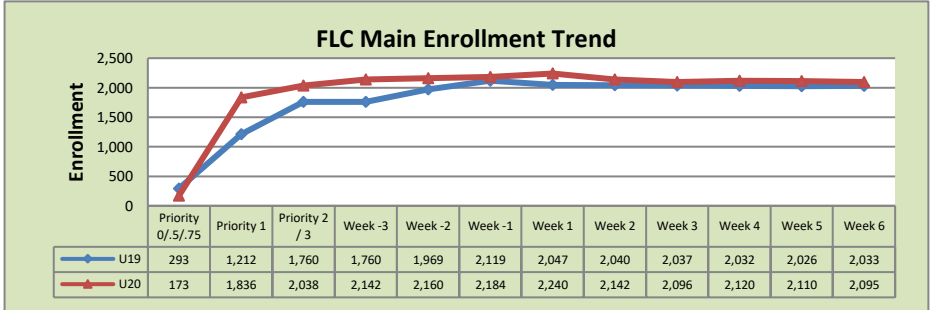


Enrollment by Site

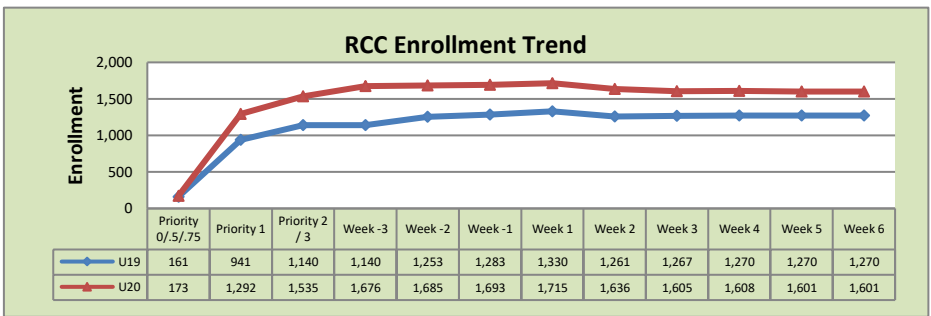
El Dorado Center			
	U19	U20	% Change
Undup Hdcnt	488	476	-2%
Total Sections	29	25	-14%
FTE	6.154	5.657	-8%
Fill Rate	86%	96%	12%
Productivity	452.30	524.48	16%
FTEs	90	96	7%



FLC Main			
	U19	U20	% Change
Undup Hdcnt	1,595	1,553	-3%
Total Sections	99	63	-36%
FTE	15.750	13.146	-17%
Fill Rate	80%	93%	16%
Productivity	459.27	538.76	17%
FTEs	234	229	-2%



Rancho Cordova Center			
	U19	U20	% Change
Undup Hdcnt	1,102	1,455	32%
Total Sections	63	43	-32%
FTE	8.533	9.196	8%
Fill Rate	86%	98%	14%
Productivity	462.75	557.4	20%
FTEs	128	166	30%



FLC Enrollment Totals

	U19	U20	% Change
Unduplicated Headcount	3,501	3,624	4%
Total Sections	201	137	-32%
FTE	32.304	29.199	-10%
Fill Rate	84%	94%	12%
Productivity (WSCH/FTE)	462.67	535.55	16%
FTEs ([WSCH*17]/525)	484	506	5%

Notes:

1. Fill Rate does not include Tutoring (1000), Work Experience (498/198), or Independent Study (495) sections.

Enrollment started April 20. Semester starts June 8.

Prison Education Program

	FLC Main		El Dorado Center		Rancho Cordova		TOTAL		% Change
	U19	U20	U19	U20	U19	U20	U19	U20	
Headcount	138	0	99	0	79	140	316	140	-55.7%
Enrollments	138	0	101	0	79	154	318	154	-51.6%
Sections	5	0	3	1	2	6	10	7	-30.0%
FTE	0.867	0.000	0.600	0.000	0.400	1.200	1.867	1.200	-35.7%
Fill Rate	95%	0%	92%	0%	113%	64%	99%	64%	-35.0%
Productivity	493.47	0.00	512.15	0.00	613.41	385.00	525.09	385.00	-26.7%
FTES	14	0	10	0	8	15	32	15	-52.7%
WSCH	428	0	307	0	245	462			