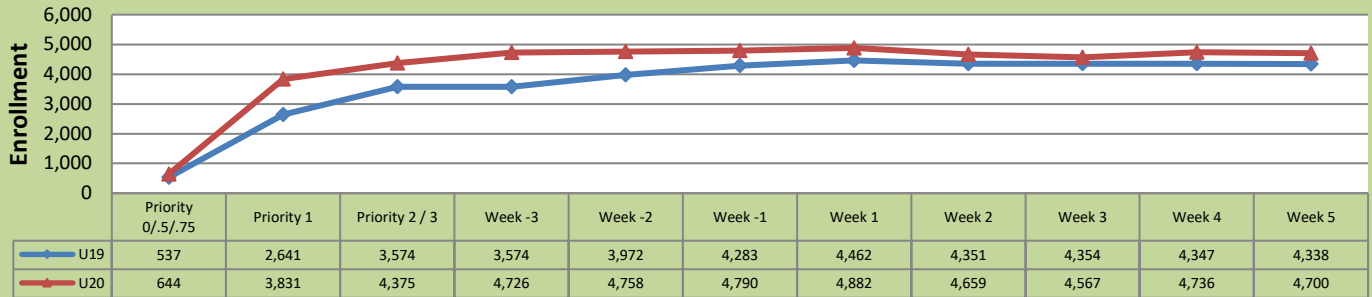


Summer 2020 Weekly Enrollment Report

July 6, 2020: Week 5

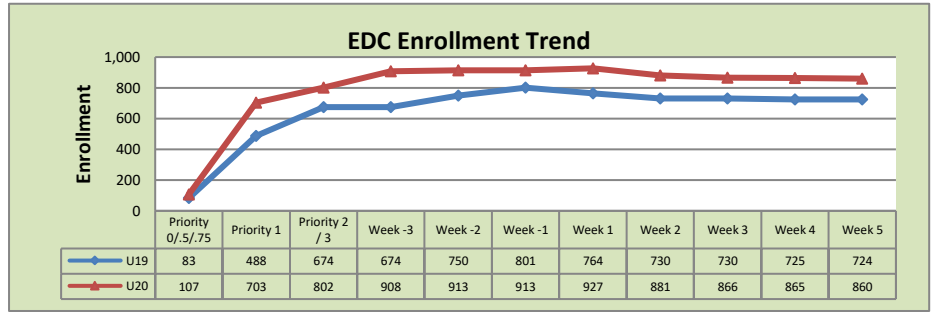
Total Enrollment U19 and U20

% Change U19 - U20 = 8.3%

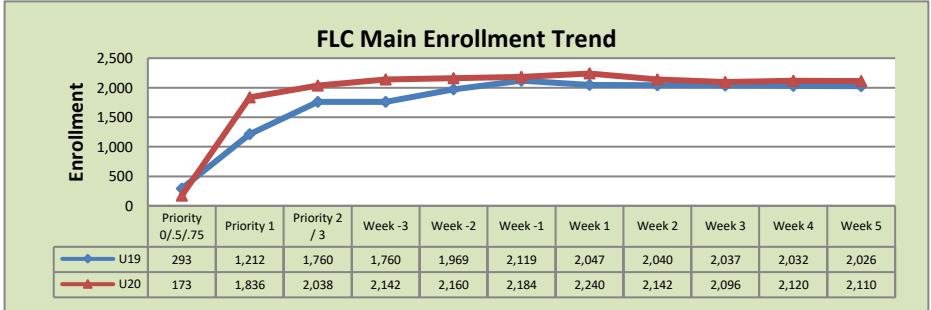


Enrollment by Site

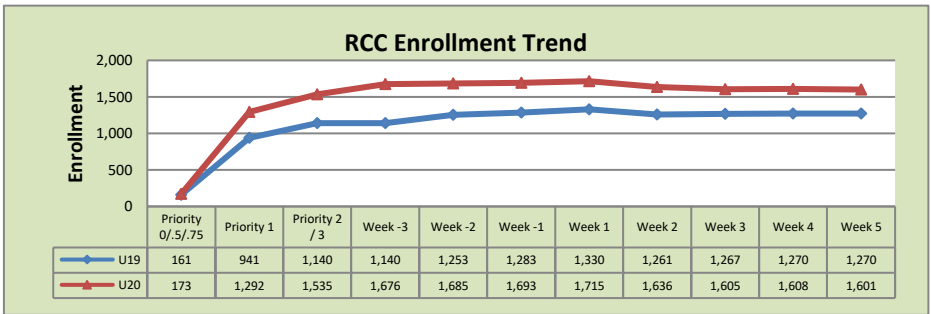
El Dorado Center			
	U19	U20	% Change
Undup Hdcnt	489	473	-3%
Total Sections	29	25	-14%
FTE	6.154	5.657	-8%
Fill Rate	86%	96%	12%
Productivity	452.79	523.95	16%
FTEs	90	96	7%



FLC Main			
	U19	U20	% Change
Undup Hdcnt	1,588	1,568	-1%
Total Sections	99	64	-35%
FTE	15.750	13.346	-15%
Fill Rate	79%	92%	16%
Productivity	457.75	533.84	17%
FTEs	233	231	-1%



Rancho Cordova Center			
	U19	U20	% Change
Undup Hdcnt	1,101	1,455	32%
Total Sections	63	43	-32%
FTE	8.333	9.196	10%
Fill Rate	86%	98%	14%
Productivity	473.86	557.4	18%
FTEs	128	166	30%



FLC Enrollment Totals

	U19	U20	% Change
Unduplicated Headcount	3,494	3,611	3%
Total Sections	201	137	-32%
FTE	32.104	29.199	-9%
Fill Rate	83%	94%	13%
Productivity (WSCH/FTE)	464.90	534.32	15%
FTEs ((WSCH*17)/525)	483	505	5%

Notes:

1. Fill Rate does not include Tutoring (1000), Work Experience (498/198), or Independent Study (495) sections.

Enrollment started April 20. Semester starts June 8.

Prison Education Program

	FLC Main		El Dorado Center		Rancho Cordova		TOTAL		% Change
	U19	U20	U19	U20	U19	U20	U19	U20	
Headcount	138	0	99	0	79	115	316	115	-63.6%
Enrollments	138	0	101	0	79	129	318	129	-59.4%
Sections	5	0	3	1	2	5	10	6	-40.0%
FTE	0.867	0.000	0.600	0.000	0.400	1.000	1.867	1.000	-46.4%
Fill Rate	95%	0%	92%	0%	113%	64%	99%	64%	-35.0%
Productivity	493.47	0.00	512.15	0.00	613.41	387.00	525.09	387.00	-26.3%
FTES	14	0	10	0	8	13	32	13	-59.0%
WSCH	428	0	307	0	245	387			